

HYDRAULIC SOLUTIONS FOR **LIFTING**

Pushing, Pulling, Pressing,
Spreading, and more.





POWERING INNOVATION

Holmatro Hydraulic Solutions is at the forefront of innovation in high-pressure hydraulic tools, systems, and services. Our strong legacy & dedication to excellence allow us to understand our customers' needs. Drive the transition to green energy, enable civil engineering companies to build roads, bridges, or move buildings, and help to place trains back on track, reduce downtime for production facilities & make working with high-pressure hydraulics safer. For all these applications and more, we deliver solutions that enhance our clients' efficiency, safety, and performance.

36

5-11033
00-PI-8
of F 57

TABLE OF CONTENTS

INTRODUCTION

- 4 Basic Knowledge of Hydraulics
 - 6 Composing a Hydraulic System
-

HYDRAULIC CYLINDERS

- 7 Holmatro Cylinders
 - 10 Cylinder selection list
 - 13 Multi-Purpose Cylinders | Spring return
 - 16 Accessories for Holmatro Multi-Purpose Cylinders
 - 18 Flat Cylinders | Spring return
 - 20 Short Stroke Cylinders | Spring return
 - 21 Aluminum Cylinders | Spring return
 - 23 Aluminum Cylinders | Hydraulic return
 - 25 Alum. Hollow plunger Cylinders | Spring return
 - 27 Alum. Hollow plunger Cylinders | Hydraulic return
 - 29 Hollow plunger Cylinders | Spring return
 - 31 Hollow plunger Cylinders | Hydraulic return
 - 32 Hollow plunger Cylinders | Gravity return
 - 33 High tonnage Cylinders | Gravity return
 - 35 High tonnage Cylinders | Hydraulic return
 - 37 Locknut Cylinders | Gravity return
 - 38 Locknut Cylinders | Hydraulic return
 - 40 Telescopic (flat) Cylinders | Gravity return
 - 41 Pulling Cylinders | Spring return
 - 42 Accessories for Holmatro Pulling Cylinders
 - 43 Tilting Saddles for Holmatro Cylinders
-

HYDRAULIC PUMPS

- 44 Holmatro Pumps
 - 46 APEIRON Battery Pump
 - 49 Compact Air Pump
 - 50 Compact Electric Pump
 - 51 Hand & Foot Pumps
 - 57 Vari Pumps | Electric & petrol
-

FLOWPANELS – VALVE BLOCKS

- 66 Holmatro Flow Panels
 - 67 Assembly Sets for Flow Panels
-

HYDRAULIC HOSES

- 69 Holmatro Hoses
-

HYDRAULIC SYSTEM COMPONENTS

- 74 Couplers
 - 75 Valves
 - 76 Accessories
 - 77 Assembly materials
 - 79 Oils
-

OTHER (LIFTING) TOOLS

- 81 Toe Jack - Machine Lifting | Spring return
 - 82 Toe Jack | Spring return
 - 83 Wedge | Spring return
 - 84 Vertical lifting Wedge | Spring return
 - 85 Wedge | hydraulic return
 - 86 Mechanical jacks | Cast iron
 - 87 Traversing beds | Cast iron
 - 88 Mechanical Pulling Jack | Cast iron
 - 89 Ship wedges | Cast iron
 - 90 Multi-purpose Cylinder Set | Industrial Kit
-

HEAVY LIFTING & TRANSPORTATION

- 94 Ring Climbing Cylinder set
 - 96 Split Flow Pump
 - 97 Skidding systems
 - 98 Skidding system - 200 Ton
 - 105 Skidding system - 400 Ton
 - 110 Step jack
-

HOLMATRO HYDRAULIC SOLUTIONS

- 112 About Us
 - 114 Our Solutions
 - 116 Partner Program
 - 117 Premium Service Program
 - 118 Do you feel the pressure to work Safe?!
 - 119 Holmatro office & partners
-


BASIC KNOWLEDGE OF HYDRAULICS

Pascal's law

Pressure applied at any point upon a confined liquid is transmitted undiminished in all directions (1).

According to Pascal's law, the oil flow always chooses the line of least resistance in a hydraulic system. This means that when using several hydraulic cylinders, each cylinder lifts at its own speed. When the cylinders have the same capacity, they will first start moving at the point of the lightest load and last at the point of the heaviest load (2).

A FlowPanel™ must be added to the lifting system to make sure that the oil flow can be controlled such, that all cylinders operate evenly and the load can be lifted horizontally (3).



Recommended total cylinder capacity

In connection with various uncertainties as mentioned below, Holmatro recommends a system with sufficient extra capacity:

- The exact weight of the load
- The spreading of the load among the cylinders
- Possible moving of the load in case of calamities



Recommended total cylinder capacity = 1.5 x load



Recommended total cylinder capacity = 2 x load

Force of a cylinder

The force (capacity) generated by a cylinder is equal to the hydraulic pressure multiplied by the effective pressure area of the plunger.

force	=	hydraulic operating pressure	x	effective pressure area of the plunger
N		N/cm ²		cm ²
F	=	P	x	A
P	=	F	/	A
A	=	F	/	P

This formula can be used for determining the force, pressure or the area when two out of three variables are known.



Recommended total cylinder capacity

Min. eff. tank volume of pump = (oil volume of cylinder 1 + 2 + ...) x 1,2
(safety margin)

Oil volume of a cylinder; the volume in cm³ required for achieving the full stroke of the cylinder. For oil volume specifications see section 'Hydraulic cylinders'.

NB. For double-acting cylinders: Reduce the volume above the plunger section with the volume under the plunger section.



Required operating speed

Operating speed =
$$\frac{\text{oil volume of cylinders 1 + 2 + ...}}{\text{pump output}}$$

- Operating speed; with hand/foot pumps: the number of pump strokes required for fully pumping out the cylinder. With motor pumps: the number of minutes required for fully pumping out the cylinder.
- Oil volume of cylinders; with hand/foot pumps: the volume in cm³ required for achieving the full cylinder stroke. With motor pumps: the volume in litres required for achieving the full cylinder stroke. See table on product pages.
NB. When two figures are given, only take the value for below or above the plunger part.
- Pump output; with hand/foot pumps: the output of the pump in cm³/stroke. With motor pumps: the output of the pump in l/min. See tables in section 'Hydraulic pumps', for the output of your pump.

Important conversion factors

1 bar	=	1,10197	kg/cm ²
1 bar	=	14,504	psi
1 bar	=	100	kPa
1 bar	=	0,1	MPa
1 bar	=	10	N/cm ²
1 ton	=	9,80665	kN
1 ton	=	9806,65	N
1 ton	=	1000	kg
1 cm ²	=	0,155	in ²
1 cm ³	=	0,06102	in ³
1 cm ³	=	0,001	l
1 kgf	=	9,8066	N
1 kg	=	2,2046	lb



1 kg/cm ²	=	0,98066	bar
1 psi	=	0,0689	bar
1 kPa	=	0,01	bar
1 MPa	=	10	bar
1 N/cm ²	=	0,1	bar
1 kN	=	0,1020	ton
1 N	=	0,0001	ton
1 kg	=	0,001	ton
1 in ²	=	6,4516	cm ²
1 in ³	=	16,3881	cm ³
1 l	=	1000	cm ³
1 N	=	0,1020	kgf
1 lb	=	0,4536	kg

COMPOSING A HYDRAULIC SYSTEM

3-step plan

Step 1

Select one or more cylinders

Considerations:

- What is the **weight** of the load to be lifted?
- What is the total recommended **cylinder capacity**?
- With **how many** cylinders must/can the load be lifted?
- What capacity for **each cylinder** is required then?
- What is the required **stroke length** of the cylinder?
- What is the required **closed height** (overall dimensions) of the cylinder?
- How must the plunger **return**; gravity, spring or hydraulic?
- Is lifting in **one or more steps** possible?

See 'Selection list cylinders'

Step 2

Select the proper pump

Considerations:

- **Select** from hand, foot, pneumatically, electrically or petrol driven pumps.
- **Hand / foot pumps:** with a double-acting cylinder (hydraulic return), mount a double-acting valve on your hand pump (only possible with PA *8 models).
- **Vari pumps:** dependent on whether you use a single- or double-acting cylinder, mount a single-acting or double-acting valve on the Vari pump.
- What **minimum tank** volume of the pump is required?
- Select a **pump output** corresponding with the required operating speed.

See section 'Hydraulic pumps'

Step 3

Select the accessories you need

Considerations:

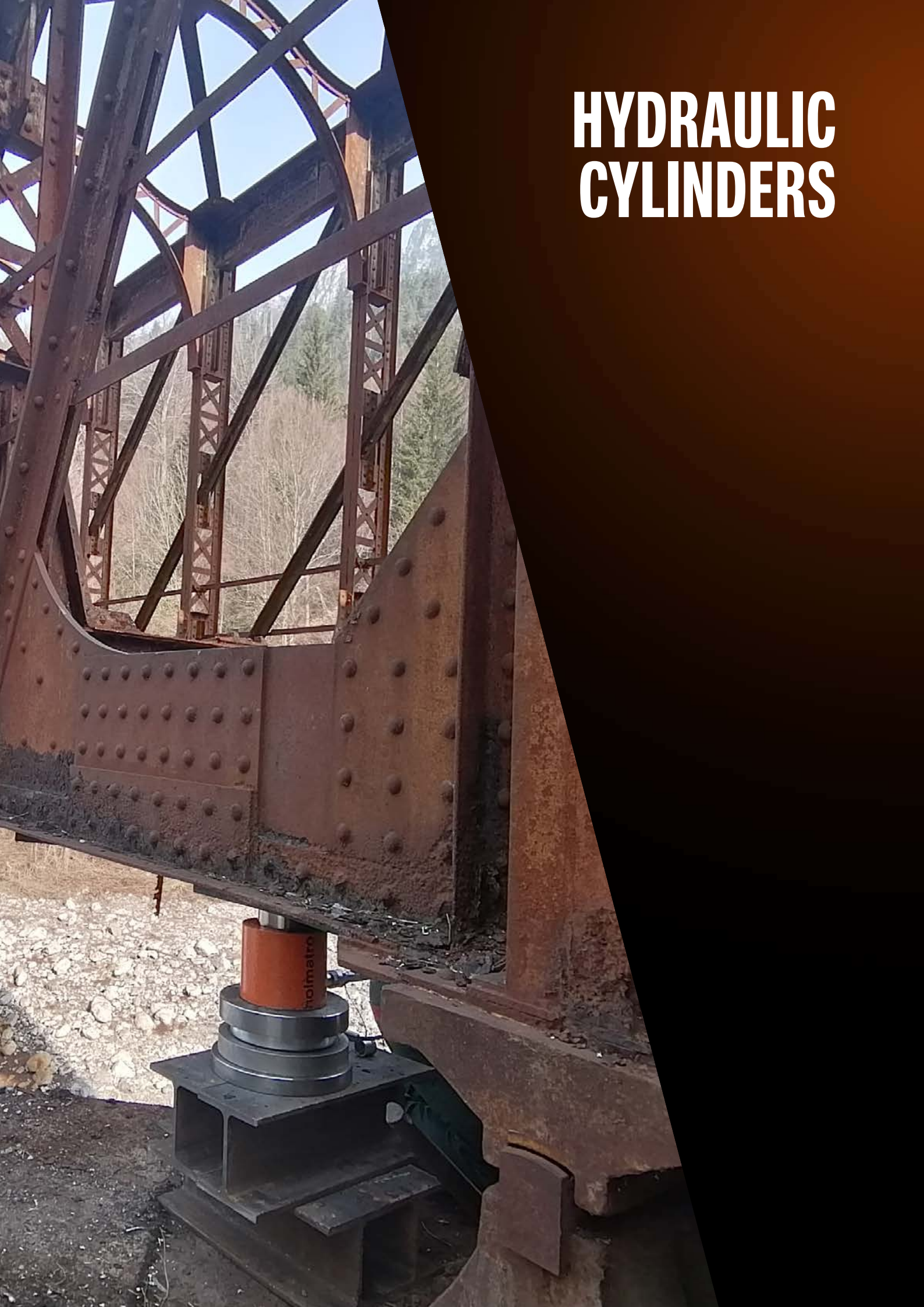
- Choose the correct **number of hoses** that you need and the **required length**. Take the required (safe) distance between cylinders and operation (pump and/or valve block) into account.
- When the system contains several cylinders controlled by one pump, we recommend you to install a **FlowPanel™** between the cylinders and the pump **for accurate control of the oil flow** to the cylinders.
- Select any necessary couplers, pressure gauges, valves and/or assembly material.

See section 'System components'

Prefer guided sales with our hydraulic system configurator?
Our myHolmatro portal is available for Partner support.

The screenshot shows the 'FIND A CYLINDER' step of the Holmatro configurator. The interface is dark-themed with a sidebar on the left containing navigation options like 'Products', 'Configurator', and 'My collection'. The main content area features a progress bar at the top with steps: 1. Cylinder (active), 2. Pump, 3. System components, and 4. Overview. Below the progress bar, there's a search bar and user options like 'Cross', 'Profile', and 'Sign out'. The 'FIND A CYLINDER' section includes a sub-header, a brief description, and three radio button options: 'Based on application' (selected), 'Calculate capacity', and 'I already have a cylinder'. Below this, there's a question 'Does your application require lifting or pulling?' with 'Lifting' (selected) and 'Pulling' options. At the bottom, three product categories are displayed with images and labels: 'Cylinder', 'Wedges', and 'Toe jacks'. A navigation bar at the very bottom includes 'Go back', 'Skip this step', and 'Next' buttons.

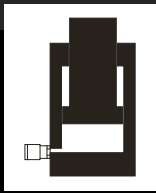
HYDRAULIC CYLINDERS



HOLMATRO CYLINDERS

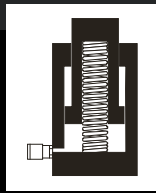
With the Holmatro hydraulic cylinders, pumps and system components, we offer you flexibility and controlled power, from 5 to 300 tons. All Holmatro Industrial Tools are designed to generate safe & controlled power in various industrial applications, such as maintenance and repair, production, heavy lifting & transportation, shipbuilding, civil engineering, construction & installation, tank construction & repair, offshore wind installation & transport, construction & installation, mining and oil & gas. To ensure safety and increase lifespan of the tools we support you with our Premium Service Program.

Our 700 Bar / 10.000 psi cylinders are available in 3 different return types:



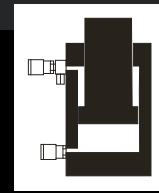
Gravity return (e.g. HJ 50 / G 30)

Return of the plunger by means of the load or another external force.



Spring return (e.g. HGC 25 / S 25)

Return of the plunger by means of a spring integrated in the cylinder.



Hydraulic return (e.g. HAC 50 / H 10)

Return of the plunger by means of hydraulic pressure. A.k.a. 'double-acting' cylinders.

Cylinder types

With +55 years of experience, we are the specialist for high-pressure hydraulic cylinders 700 Bar / 10.000 psi. Our Holmatro Industrial Tools offer you a range of cylinders (jacks) for various applications, enabling lifting, lowering, pushing, pulling, pressing or spreading.

Holmatro Multi-Purpose (General) Cylinders (HGC) – spring return

The Holmatro Multi (General) Purpose Cylinders offer a wide range of capabilities with lifting capacities spanning from 5 to 100 tons and stroke lengths varying between 50 and 250 mm. These versatile cylinders are suitable for diverse applications, making them a reliable choice for lifting, pushing, pulling, and pressing tasks in various industrial settings. With convenient mounting options, installation is streamlined and secure. Additionally, models with lifting capacities up to 50 tons come equipped with an internal plunger thread, enhancing their usability and functionality.



Holmatro Flat Cylinders (HFC) – spring return

Cylinders with a very low construction height and a lifting capacity of 5 up to 100 tons. Specially designed to address challenges posed by limited insertion space. These cylinders boast a remarkably low construction height while providing a robust lifting capacity ranging from 5 to 100 tons.



Holmatro Short stroke Cylinders (HSC) – spring return

Our Holmatro Short Stroke Cylinders are specially designed for general lifting activities, offering a unique combination of key features to enhance performance and versatility. Their low construction height makes them an ideal choice for applications with restricted vertical space, ensuring easy insertion and operation.





Holmatro Aluminum Cylinders (HAC) – spring & hydraulic return

Holmatro Aluminum Cylinders (HAC) offer the best of both worlds, being over 50% lighter than their steel counterparts while retaining equal robustness. With a lifting capacity ranging from 20 to 150 tons and a stroke length between 50 and 150 mm, these cylinders are perfectly suited for lifting activities that require frequent cylinder movement, where their low weight becomes essential. Holmatro Aluminum Cylinders provide the ideal solution for achieving optimal performance and efficiency in various industrial lifting operations.



Holmatro Aluminum Hollow plunger Cylinders (HAHC) – spring & hydraulic return

Holmatro Aluminum Hollow Plunger Cylinders (HAHC) offer versatility with a unique hollow plunger design that facilitates efficient pushing and pulling operations. Specifically developed for pulling tasks, these cylinders work seamlessly with pulling rods, enhancing their pulling capabilities. Up to 60% lighter compared to the steel variant, making them the ideal choice for optimizing productivity and efficiency in various industrial operations.



Holmatro Hollow plunger Cylinders (HHJ) – gravity, spring & hydraulic return

Cylinders with a hollow plunger for both pushing and pulling, with a capacity of 5 up to 110 tons and a stroke length varying between 25 and 150 mm. The unique hollow plunger design that facilitates efficient pushing and pulling operations. Specifically developed for pulling tasks, these cylinders work seamlessly with pulling rods, enhancing their pulling capabilities.



Holmatro High tonnage Cylinders – (HJ) gravity & hydraulic return

Holmatro High Tonnage Cylinders (Jacks) are powerful hydraulic tools tailored for heavy lifting activities in industrial settings. With a lifting capacity ranging from 50 to 300 tons and an adjustable stroke length between 50 and 300 mm, these cylinders deliver substantial power and strength to easily handle demanding lifting tasks.



Holmatro Locknut Cylinders – (HLC) gravity & hydraulic return

With a lifting capacity of 50 up to 250 tons and a stroke length between 50 and 300 mm, Holmatro Locknut Cylinders (HLC) offer a powerful hydraulic solution with mechanical load locking capabilities, ensuring secure and sustained load support for various industrial applications. They are designed with a smart return-plunger, resulting in minimal height difference compared to the gravity return locknut cylinders, ensuring efficient and space-saving operations. Holmatro Locknut Cylinders (HLC) are your go-to solution for demanding industrial lifting tasks, guaranteeing exceptional performance, reliability, and safe load support through their mechanical load locking feature.



Holmatro Telescopic Cylinders (HFJ) – gravity return

Holmatro Telescopic Cylinders present an exceptionally low construction height and boast two different capacities and stroke lengths within a single unit, providing versatility and adaptability for various lifting activities.



Holmatro Pulling Cylinders (HPJ) – spring return

Holmatro Pulling Cylinders are specialized hydraulic tools designed for efficient pulling tasks. With a pulling capacity ranging from 11 to 60 tons and a stroke length of 150 mm, these cylinders provide the necessary power and extension for pulling heavy objects towards each other or performing precise leveling operations.

CYLINDER SELECTION LIST

capacity	stroke		closed height		Ø hole in plunger		return	type	material	model	art no	page
	tons	mm	in	mm	in	mm						
5	15	0,6	44	1,7			spring	flat	steel	HFC 5 S 1.5	100.112.291	18
	25	1	87	3,4	17	0,7	spring	hollow plunger	steel	HHJ 5 S 2.5	100.111.002	18
	50	2	130	5,1			spring	multi purpose	steel	HGC 5 S 5	100.112.212	13
	75	3	155	6,1			spring	multi purpose	steel	HGC 5 S 7.5	100.112.213	13
	125	4,9	206	8,1			spring	multi purpose	steel	HGC 5 S 12.5	100.112.215	13
	175	6,9	268	10,6			spring	multi purpose	steel	HGC 5 S 17.5	100.112.216	13
10	15	0,6	46	1,8			spring	flat	steel	HFC 10 S 1.5	100.112.292	18
	21/ 20		49	1,9			gravity	telescopic	steel	HFJ 10/30 G 4	100.111.005	40
	50	2	100	3,9			spring	short stroke	steel	HSC 10 S 5	100.112.300	20
	50	2	122	4,8			spring	multi purpose	steel	HGC 10 S 5	100.112.219	14
	100	3,9	172	6,8			spring	multi purpose	steel	HGC 10 S 10	100.112.220	14
	150	5,9	240	9,4			spring	multi purpose	steel	HGC 10 S 15	100.112.221	14
	200	7,9	290	11,4			spring	multi purpose	steel	HGC 10 S 20	100.112.222	14
	250	9,8	340	13,4			spring	multi purpose	steel	HGC 10 S 25	100.112.223	14
12	50	2	156	6,1	21	0,8	spring	hollow plunger	steel	HHJ 12 S 5	100.111.021	29
	150	5,9	298	11,7	21	0,8	spring	hollow plunger	steel	HHJ 12 S 15	100.111.029	29
20	15	0,6	55	2,2			spring	flat	steel	HFC 20 S 1.5	100.112.293	18
	50	2	103	4,1			spring	short stroke	steel	HSC 20 S 5	100.112.301	20
	50	2	182	7	27	1,1	spring	hollow plunger	steel	HHJ 20 S 5	100.112.033	29
	56/ 55		140				gravity	telescopic	steel	HJ 20/50 G 11	100.112.103	40
	100	3,9	214	8,4			spring	standard	aluminum	HAC 20 S 10	100.112.265	21
	150	5,9	264	10,4			spring	standard	aluminum	HAC 20 S 15	100.112.261	21
	150	5,9	389	15,3	27	1,1	spring	hollow plunger	steel	HHJ 20 S 15	100.112.030	29
25	50	2	165	6,5			spring	multi purpose	steel	HGC 25 S 5	100.112.237	14
	100	3,9	215	8,5			spring	multi purpose	steel	HGC 25 S 10	100.112.238	14
	150	5,9	265	10,4			spring	multi purpose	steel	HGC 25 S 15	100.112.239	14
	200	7,9	315	12,4			spring	multi purpose	steel	HGC 25 S 20	100.112.240	14
	250	9,8	374	14,7			spring	multi purpose	steel	HGC 25 S 25	100.112.241	14
30	15	0,6	60	2,4			spring	flat	steel	HFC 30 S 1.5	100.112.295	18
	50	2	106	4,2			spring	short stroke	steel	HSC 30 S 5	100.112.302	20
	50	2	182	7,2			spring	standard	aluminum	HAC 30 S 5	100.112.269	21
	50	2	197	7,8			hydraulic	standard	aluminum	HAC 30 H 5	100.122.086	23
	50	2	120	4,7	33	1,3	gravity	hollow plunger	steel	HHJ 30 G 5	100.111.053	32
	50	2	185	7,3	34	1,3	spring	hollow plunger	aluminum	HAHC 30 S 5	100.112.371	25
	75	3	226	8,9	33	1,3	spring	hollow plunger	steel	HHJ 30 S 7.5	100.112.055	30
	100	3,9	232	9,1			spring	standard	aluminum	HAC 30 S 10	100.112.268	21
	100	3,9	247	9,7			hydraulic	standard	aluminum	HAC 30 H 10	100.122.085	23
	150	5,9	282	11,1			spring	standard	aluminum	HAC 30 S 15	100.112.262	21
	150	5,9	297	11,7			hydraulic	standard	aluminum	HAC 30 H 15	100.122.080	23
	150	5,9	285	11,2	33	1,3	hydraulic	hollow plunger	steel	HHJ 30 H 15	100.122.045	31
	150	5,9	362	14,3	33	1,3	spring	hollow plunger	steel	HHJ 30 S 15	100.112.034	30
	150	5,9	325	12,8	34	1,3	spring	hollow plunger	aluminum	HAHC 30 S 15	100.112.373	25
	250	9,8	450	17,7	34	1,3	spring	hollow plunger	aluminum	HAHC 30 S 25	100.112.375	25
45	150	5,9	388	15,3	39	1,5	spring	hollow plunger	steel	HHJ 45 S 15	100.112.061	30
50	15	0,6	71	2,8			spring	flat	steel	HFC 50 S 1.5	100.112.296	19
	50	2	117	4,6			spring	short stroke	steel	HSC 50 S 5	100.112.303	20
	50	2	208	8,2			hydraulic	lock nut	steel	HLC 50 H 5	100.122.123	38
	50	2	176	6,9			spring	multi purpose	steel	HGC 50 S 5	100.112.249	15

CYLINDER SELECTION LIST

capacity	stroke		closed height		Ø hole in plunger		return	type	material	model	art no	page
	tons	mm	in	mm	in	mm						
	50	2	183	7,2			spring	standard	aluminum	HAC 50 S 5	100.112.271	22
	50	2	201	7,9			hydraulic	standard	aluminum	HAC 50 H 5	100.122.095	23
	60	2,4	142	5,6			gravity	high tonnage	steel	HJ 50 G 6	100.112.073	33
	100	3,9	226	8,9			spring	multi purpose	steel	HGC 50 S 10	100.112.250	15
	100	3,9	233	9,2			spring	standard	aluminum	HAC 50 S 10	100.112.270	22
	100	3,9	251	9,9			hydraulic	standard	aluminum	HAC 50 H 10	100.122.108	23
	150	5,9	276	10,9			spring	multi purpose	steel	HGC 50 S 15	100.112.251	15
	150	5,9	282	11,1			gravity	high tonnage	steel	HJ 50 G 15	100.112.035	33
	150	5,9	282	11,1			hydraulic	high tonnage	steel	HJ 50 H 15	100.122.002	35
	150	5,9	283	11,1			spring	standard	aluminum	HAC 50 S 15	100.112.263	22
	150	5,9	301	11,9			hydraulic	standard	aluminum	HAC 50 H 15	100.122.097	23
	150		307				gravity	lock nut	steel	HJ 50 G 15 SN	100.082.001	37
	150	5,9	327	12,9			hydraulic	lock nut	steel	HLC 50 H 15	100.122.124	38
	200	7,9	236	12,8			spring	multi purpose	steel	HGC 50 S 20	100.112.252	15
	250	9,8	376	14,8			spring	multi purpose	steel	HGC 50 S 25	100.112.253	15
	300	11,8	463	18,2			gravity	high tonnage	steel	HJ 50 G 30	100.112.036	33
	300	11,8	463	18,2			hydraulic	high tonnage	steel	HJ 50 H 30	100.122.022	35
60	50	2	243	9,6	56	2,2	spring	hollow plunger	aluminum	HAHC 60 S 5	100.112.376	26
	75	3	272	10,7	45	1,8	spring	hollow plunger	steel	HHJ 60 S 7.5	100.112.081	30
	150	5,9	363	14,3	56	2,2	spring	hollow plunger	steel	HAHC 60 S 15	100.112.378	26
	200	7,9	334	13,2	45	1,8	hydraulic	hollow plunger	aluminum	HHJ 60 H 20	100.122.031	31
	250	9,8	518	20,4	56	2,2	spring	hollow plunger	aluminum	HAHC 60 S 25	100.112.380	26
100	15	0,6	90	3,5			spring	flat	steel	HFC 100 S 1.5	100.112.298	19
	50	2	141	5,6			spring	short stroke	steel	HSC 100 S 5	100.112.304	20
	50	2	170	6,7			hydraulic	high tonnage	steel	HJ 100 H 5	100.122.009	35
	50	2	218	8,6			spring	multi purpose	steel	HGC 100 S 5	100.112.257	15
	50	2	225	8,9			spring	standard	aluminum	HAC 100 S 5	100.112.273	22
	50	2	246	9,7			hydraulic	standard	aluminum	HAC 100 H 5	100.122.094	24
	50	2	248	9,8			hydraulic	lock nut	steel	HLC 100 H 5	100.122.126	38
	50	2	229	9	80	3,1	hydraulic	hollow plunger	aluminum	HAHC 100 H 5	100.112.381	27
	60	2,4	157	6,2			gravity	high tonnage	steel	HJ 100 G 6	100.112.093	33
	100	3,9	268	10,6			spring	multi purpose	steel	HGC 100 S 10	100.112.258	15
	100	3,9	275	10,8			spring	standard	aluminum	HAC 100 S 10	100.112.272	22
	100	3,9	296	11,7			hydraulic	standard	aluminum	HAC 100 H 10	100.122.109	24
	150	5,9	309	12,2			gravity	high tonnage	steel	HJ 100 G 15	100.112.039	33
	150	5,9	309	12,2			hydraulic	high tonnage	steel	HJ 100 H 15	100.122.052	35
	150	5,9	318	12,5			spring	multi purpose	steel	HGC 100 S 15	100.112.259	15
	150		323				gravity	lock nut	steel	HJ 100 G 15 SN	100.082.000	37
	150	5,9	325	12,8			spring	standard	aluminum	HAC 100 S 15	100.112.264	22
	150	5,9	346	13,6			hydraulic	standard	aluminum	HAC 100 H 15	100.122.107	24
	150	5,9	370	14,6			hydraulic	lock nut	aluminum	HLC 100 H 15	100.122.127	38
	150	5,9	329	13	80	3,1	hydraulic	hollow plunger	aluminum	HAHC 100 H 15	100.112.383	27
	200	7,9	395	15,6	54	2,1	hydraulic	hollow plunger	steel	HHJ 100 H 20	100.122.053	31
	250	9,8	418	16,5			spring	multi purpose	steel	HGC 100 S 25	100.112.260	15
	250	9,8	429	16,9	80	3,1	hydraulic	hollow plunger	aluminum	HAHC 100 H 25	100.112.385	27
	300	11,8	497	19,6			gravity	high tonnage	steel	HJ 100 G 30	100.112.040	33
	300	11,8	497	19,6			hydraulic	high tonnage	steel	HJ 100 H 30	100.122.054	35

CYLINDER SELECTION LIST

capacity	stroke		closed height		Ø hole in plunger		return	type	material	model	art no	page
	mm	in	mm	in	mm	in						
110	50	3	315	12,4	80	3,1	spring	hollow plunger	steel	HHJ 110 S 7.5	100.112.101	30
150	50	2	248	9,8			hydraulic	standard	aluminum	HAC 150 H 5	100.122.075	24
	50	2	275	10,8			hydraulic	lock nut	steel	HLC 150 H 5	100.122.129	39
	50	2	247	9,7	80	3,1	hydraulic	hollow plunger	aluminum	HAHC 150 H 5	100.112.386	28
	100	3,9	298	11,7			hydraulic	standard	aluminum	HAC 150 H 10	100.122.074	24
	150	5,9	317	12,5			gravity	high tonnage	steel	HJ 150 G 15	100.112.046	34
	150	5,9	317	12,5			hydraulic	high tonnage	steel	HJ 150 H 15	100.122.061	36
	150	5,9	348	13,7			hydraulic	standard	aluminum	HAC 150 H 15	100.122.073	24
	150		363				gravity	lock nut	steel	HJ 150 G 15 SN	100.112.136	37
	150	5,9	400	15,7			hydraulic	lock nut	steel	HLC 150 H 15	100.122.130	39
	150	5,9	347	13,7	80	3,1	hydraulic	hollow plunger	aluminum	HAHC 150 H 15	100.112.388	28
250	9,8		447	17,6	80	3,1	hydraulic	hollow plunger	aluminum	HAHC 150 H 25	100.112.390	28
	11,8		502	19,8			gravity	high tonnage	steel	HJ 150 G 30	100.112.047	34
	11,8		502	19,8			hydraulic	high tonnage	steel	HJ 150 H 30	100.122.062	36
200	150	5,9	327	12,9			gravity	high tonnage	steel	HJ 200 G 15	100.112.048	34
	150	5,9	327	12,9			hydraulic	high tonnage	steel	HJ 200 H 15	100.122.071	36
250	50	2	317	12,5			hydraulic	lock nut	steel	HLC 250 H 5	100.122.132	39
	150		385				gravity	lock nut	steel	HJ 250 G 15 SN	100.112.083	37
	150	5,9	444	17,5			hydraulic	lock nut	steel	HLC 250 H 15	100.122.133	39
300	150	5,9	382	15			gravity	high tonnage	steel	HJ 300 G 15	100.112.050	34
	150	5,9	382	15			hydraulic	high tonnage	steel	HJ 300 H 15	100.122.084	36



MULTI-PURPOSE CYLINDERS

spring return



Features & benefits

- Duplex power coating makes the plunger corrosion-resistant; the hard chrome top layer protects the plunger against scratches and prevents the adhesion of objects such as welding spatters (**Image 1**)
- Duo power ring; a combination of a superior seal and an extremely strong composite bearing for a longer life span (**Image 2**)

- Thread protector protects the thread won the cylinder housing (**Image 3**)
- XL saddle+; QPQ saddle protects the plunger against corrosion and limits undesired eccentric loads (**Image 4**)

Optional

- Tilting saddle

Standard supplied with

- Collar thread and base mounting holes
- Internal plunger thread on all models to 50 tons
- High flow female coupler A118
- Flat saddle

Accessories for HGC cylinders	16
Tilting saddle	43
Hydraulic pumps	44
Hydraulic hoses	69
System components	73

specifications		HGC 5 S 5	HGC 5 S 7.5	HGC 5 S 12.5	HGC 5 S 17.5
art no		100.112.212	100.112.213	100.112.215	100.112.216
max. working pressure	bar/Mpa	720/72	720/72	720/72	720/72
	psi	10.443	10.443	10.443	10.443
tonnage	t	5	5	5	5
stroke	mm	50	75	125	175
	in	2,0	3,0	4,9	6,9
closed height	mm	130	155	206	268
	in	5,1	6,1	8,1	10,6
diameter	mm	40	40	40	40
	in	1,6	1,6	1,6	1,6
capacity	kN/t	51/5.2	51/5.2	51/5.2	51/5.2
effective pressure area	cm ²	7.1	7.1	7.1	7.1
	in ²	1,1	1,1	1,1	1,1
required oil content (effective)	cc	35	53	88	124
	oz	1,2	1,8	3,0	4,2
connection		A 118	A 118	A 118	A 118
cylinder type		multi purpose	multi purpose	multi purpose	multi purpose
acting type		single	single	single	single
return type		spring	spring	spring	spring
material		steel	steel	steel	steel
weight, ready for use	kg	1.3	1.5	1.8	2.3
	lb	2,9	3,3	4,0	5,1

MULTI PURPOSE CYLINDERS















specifications		HGC 10 S 5	HGC 10 S 10	HGC 10 S 15	HGC 10 S 20	HGC 10 S 25
art no		100.112.219	100.112.220	100.112.221	100.112.222	100.112.223
max. working pressure	bar/Mpa	720/72	720/72	720 / 72	720 / 72	720 / 72
	psi	10.443	10.443	10.443	10.443	10.443
tonnage	t	10	10	10	10	10
stroke	mm	50	100	150	200	250
	in	2,0	3,9	5,9	7,9	9,8
closed height	mm	122	172	240	290	340
	in	4,8	6,8	9,4	11,4	13,4
diameter	mm	60	60	60	60	60
	in	2,4	2,4	2,4	2,4	2,4
capacity	kN/t	100/10.2	100/10.2	100 / 10.2	100 / 10.2	100 / 10.2
effective pressure area	cm ²	13.9	13.9	13.9	13.9	13.9
	in ²	2,2	2,2	2,2	2,2	2,2
required oil content (effective)	cc	69	139	208	277	346
	oz	2,3	4,7	7,0	9,4	11,7
connection		A 118	A 118	A 118	A 118	A 118
cylinder type		multi purpose	multi purpose	multi purpose	multi purpose	multi purpose
acting type		single	single	single	single	single
return type		spring	spring	spring	spring	spring
material		steel	steel	steel	steel	steel
weight, ready for use	kg	2.5	3.4	4.6	5.5	6.4
	lb	5,5	7,5	10,1	12,1	14,1

specifications		HGC 25 S 5	HGC 25 S 10	HGC 25 S 15	HGC 25 S 20	HGC 25 S 25
art no		100.112.237	100.112.238	100.112.239	100.112.240	100.112.241
max. working pressure	bar/Mpa	720 / 72	720 / 72	720 / 72	720 / 72	720 / 72
	psi	10.443	10.443	10.443	10.443	10.443
tonnage	t	25	25	25	25	25
stroke	mm	50	100	150	200	250
	in	2,0	3,9	5,9	7,9	9,8
closed height	mm	165	215	265	315	374
	in	6,5	8,5	10,4	12,4	14,7
diameter	mm	85	85	85	85	85
	in	3,3	3,3	3,3	3,3	3,3
capacity	kN/t	239 / 24.4	239 / 24.4	239 / 24.4	239 / 24.4	239 / 24.4
effective pressure area	cm ²	33.2	33.2	33.2	33.2	33.2
	in ²	5,1	5,1	5,1	5,1	5,1
required oil content (effective)	cc	166	332	498	664	830
	oz	5,6	11,2	16,8	22,5	28,1
connection		A 118	A 118	A 118	A 118	A 118
cylinder type		multi purpose	multi purpose	multi purpose	multi purpose	multi purpose
acting type		single	single	single	single	single
return type		spring	spring	spring	spring	spring
material		steel	steel	steel	steel	steel
weight, ready for use	kg	6.4	8.0	9.7	11.3	13.3
	lb	14,1	17,6	21,4	24,9	29,3

specifications		HGC 50 S 5	HGC 50 S 10	HGC 50 S 15	HGC 50 S 20	HGC 50 S 25
art no		100.112.249	100.112.250	100.112.251	100.112.252	100.112.253
max. working pressure	bar/Mpa	720 / 72	720 / 72	720 / 72	720 / 72	720 / 72
	psi	10.443	10.443	10.443	10.443	10.443
tonnage	t	50	50	50	50	50
stroke	mm	50	100	150	200	250
	in	2	3,9	5,9	7,9	9,8
closed height	mm	176	226	276	326	376
	in	6,9	8,9	10,9	12,8	14,8
diameter	mm	127	127	127	127	127
	in	5,0	5,0	5,0	5,0	5,0
capacity	kN/t	510 / 52	510 / 52	510 / 52	510 / 52	510 / 52
effective pressure area	cm ²	70.9	70.9	70.9	70.9	70.9
	in ²	11,0	11,0	11,0	11,0	11,0
required oil content (effective)	cc	354	709	1063	1418	1772
	oz	12,0	24,0	35,9	47,9	59,9
connection		A 118	A 118	A 118	A 118	A 118
cylinder type		multi purpose	multi purpose	multi purpose	multi purpose	multi purpose
acting type		single	single	single	single	single
return type		spring	spring	spring	spring	spring
material		steel	steel	steel	steel	steel
weight, ready for use	kg	15.1	18.9	22.6	26.4	30.1
	lb	33,3	41,7	49,8	58,2	66,4

specifications		HGC 100 S 5	HGC 100 S 10	HGC 100 S 15	HGC 100 S 25
art no		100.112.257	100.112.258	100.112.259	100.112.260
max. working pressure	bar/Mpa	720 / 72	720 / 72	720 / 72	720 / 72
	psi	10.443	10.443	10.443	10.443
tonnage	t	100	100	100	100
stroke	mm	50	100	150	250
	in	2,0	3,9	5,9	9,8
closed height	mm	218	268	318	418
	in	8,6	10,6	12,5	16,5
diameter	mm	175	175	175	175
	in	6,9	6,9	6,9	6,9
capacity	kN/t	1031 / 105.1	1031 / 105.1	1031 / 105.1	1031 / 105.1
effective pressure area	cm ²	143.1	143.1	143.1	143.1
	in ²	22,2	22,2	22,2	22,2
required oil content (effective)	cc	716	1431	2147	3579
	oz	24,2	48,4	72,6	121,0
connection		A 118	A 118	A 118	A 118
cylinder type		multi purpose	multi purpose	multi purpose	multi purpose
acting type		single	single	single	single
return type		spring	spring	spring	spring
material		steel	steel	steel	steel
weight, ready for use	kg	35.3	42.2	50.0	64.1
	lb	77,8	93,0	110,1	141,3

ACCESSORIES MULTI PURPOSE CYLINDERS

accessories cylinders		max. pressure	5 ton	10 ton	25 ton	50 ton	100 ton
		bar / Mpa					
	tillting saddle	720 / 72	100.182.151	100.182.152	100.182.154	100.182.156	100.182.150
	welding flange	720 / 72	100.182.189	100.182.190	100.182.193	100.182.194	
	bottom plug	720 / 72		100.181.519	100.181.569		
	adapter on plunger	360 / 36		100.002.964	100.002.965		
	cross head	360 / 36		100.002.966			
	cross head	360 / 36			100.002.967		
	extension tube 125 mm	360 / 36		100.002.984			
	extension tube 250 mm	360 / 36		100.002.985	100.002.986		
	extension tube 500 mm	360 / 36		100.002.987	100.002.988		
	extension tube 750 mm	360 / 36		100.002.989	100.002.990		
	base plate	360 / 36		100.002.978	100.002.979		
	wedge tip	360 / 36		100.002.968			
	connection nipple	360 / 36		100.002.982	100.002.983		
	adapter under cylinderbody	360 / 36		100.002.969	100.002.970		
	socket	360 / 36		100.002.980	100.002.981		
	plunger toe	144 / 14.4		100.002.992			
	cylinderbody toe	144 / 14.4		100.002.992			
				100.002.993			

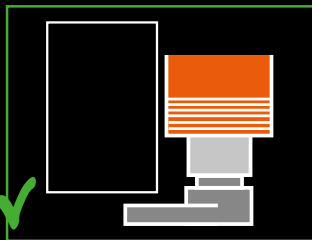
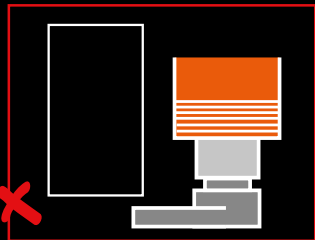
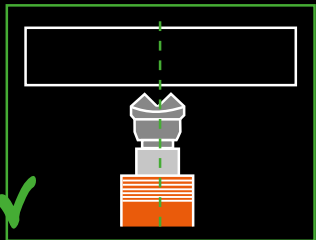
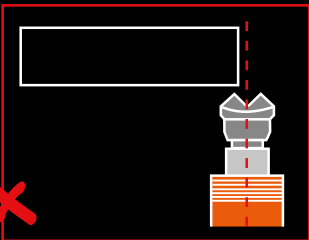
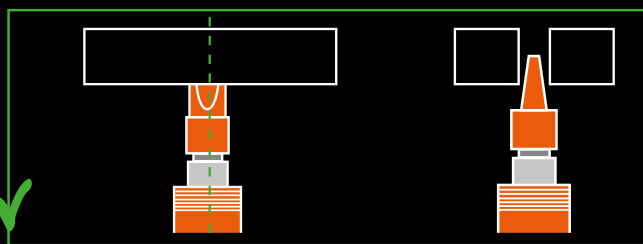
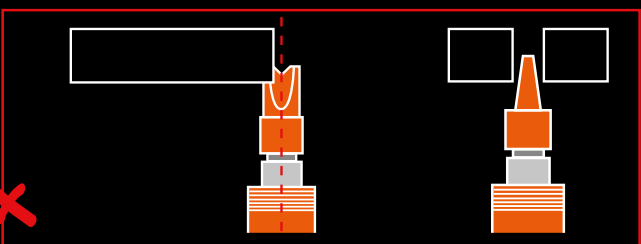
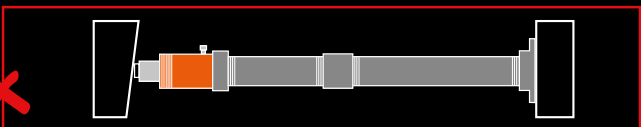


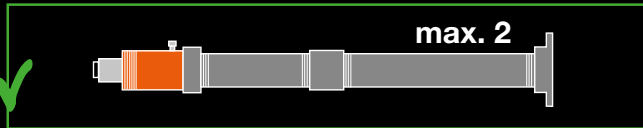
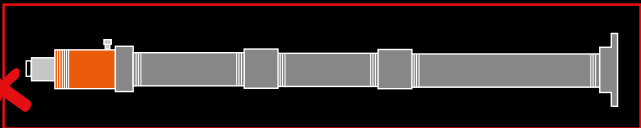
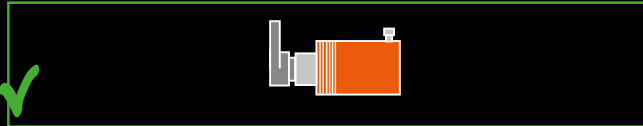
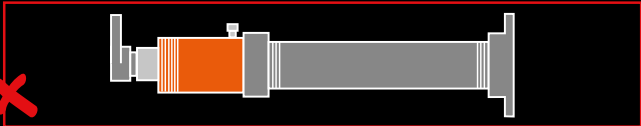
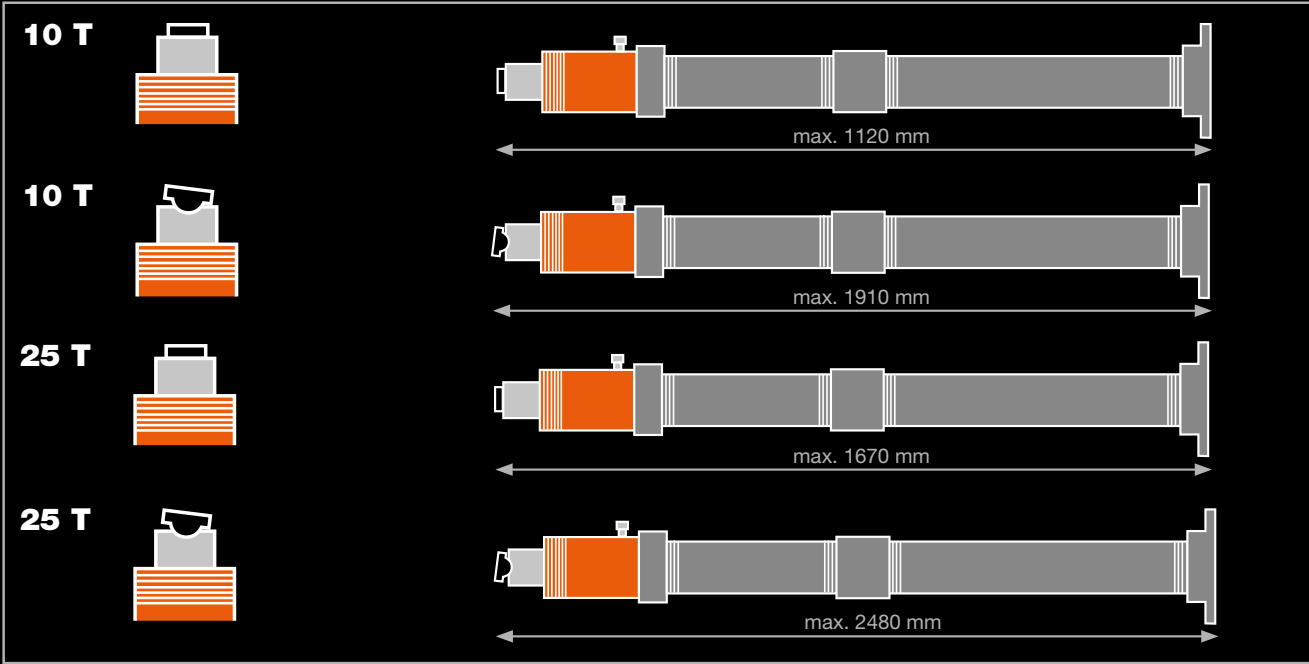
NPT thread 60°	NPT 1/8-27	NPT 1/4-18	NPT 3/8-18	NPT 1/2-14	NPT 3/4-14	NPT 1-11 1/2	NPT 1 1/4-11 1/2	NPT 1 1/2-11 1/2	NPT 2-11 1/2	NPT 2 1/2-8
Ø D	10	14	17	21	27	33	42	48	60	73
depth min. mm	4,5	6	6,5	8,5	9	10,5	11	11	12	17,5
depth max. mm	6,5	10	10	13,5	13,5	17	18	18	19	28,5

The HGC accessories allow you to enhance the capabilities of your 10/25 ton HGC cylinders and are specially designed to ensure safety, stability, increased height, and improved gripping, enabling you to adapt the cylinders for a wide variety of applications.

! Make sure to consult the user manual before fitting cylinder accessories to the cylinders.

! The maximum working pressure and total construction length is restricted when applying cylinder accessories, as per the overview.





FLAT CYLINDERS

spring return



Features & benefits

- Compact, flat version, efficient in case of limited insertion space
- Stroke of 15 mm / 0,6 in on all models


Standard supplied with

- Standard provided with fixing holes for easy assembly
- Dirt scraper ring
 - Protects against pollution
 - Increases the life span
- Superior seal for an excellent static and dynamic sealing
- Splined plunger, no saddle needed
- High flow female coupler A118

Hydraulic pumps	44
Hydraulic hoses	69
System components	73

specifications		HFC 5 S 1.5	HFC 10 S 1.5	HFC 20 S 1.5	HFC 30 S 1.5
art no		100.112.291	100.112.292	100.112.293	100.112.295
max. working pressure	bar/Mpa	720 / 72	720 / 72	720 / 72	720 / 72
	psi	10.443	10.443	10.443	10.443
tonnage	t	5	10	20	30
stroke	mm	15	15	15	15
	in	0,6	0,6	0,6	0,6
closed height	mm	44	46	55	60
	in	1,7	1,8	2,2	2,4
diameter	mm	60	85	100	116
	in	2,4	3,3	3,9	4,6
capacity	kN/t	50.9 / 5.2	99.8 / 10.2	203.6 / 20.8	318.1 / 32.4
effective pressure area	cm ²	7.1	13.9	28.3	44.2
	in ²	1,1	2,2	4,4	6,9
required oil content (effective)	cc	11	28.8	42.4	66.3
	oz	0,4	1,0	1,4	2,2
connection		A 118	A 118	A 118	A 118
cylinder type		flat	flat	flat	flat
acting type		single	single	single	single
return type		spring	spring	spring	spring
material		steel	steel	steel	steel
weight, ready for use	kg	1.0	1.6	2.9	4.2
	lb	1,0	3,5	6,4	9,3

specifications		HFC 50 S 1.5	HFC 75 S 1.5	HFC 100 S 1.5
art no		100.112.296	100.112.297	100.112.298
max. working pressure	bar/Mpa	720 / 72	720 / 72	720 / 72
	psi	10.443	10.443	10.443
tonnage	t	50	75	100
stroke	mm	15	15	15
	in	0,6	0,6	0,6
closed height	mm	71	80	90
	in	2,8	3,1	3,5
diameter	mm	140	165	190
	in	5,5	6,5	7,5
capacity	kN/t	510.4 / 52	747.9 / 76.3	1030.5 / 105.1
effective pressure area	cm ²	70.9	103.9	143.1
	in ²	11,0	16,1	22,2
required oil content (effective)	cc	106	156	215
	oz	3,6	5,3	7,3
connection		A 118	A 118	A 118
cylinder type		flat	flat	flat
acting type		single	single	single
return type		spring	spring	spring
material		steel	steel	steel
weight, ready for use	kg	7.0	11.0	18.1
	lb	15,4	24,3	39,9



SHORT STROKE CYLINDERS

spring return



Features & benefits

- Compact version, efficient in case of limited insertion space
- Stroke of 50 mm / 2 in on all models

Standard supplied with

- Dirt scraper ring
 - Protects against pollution
 - Increases the life span
- Superior seal for an excellent static and dynamic sealing
- Splined plunger, no saddle needed
- High flow female coupler A118

Hydraulic pumps	44
Hydraulic hoses	69
System components	73

specifications		HSC 10 S 5	HSC 20 S 5	HSC 30 S 5	HSC 50 S 5	HSC 100 S 5
art no		100.112.300	100.112.301	100.112.302	100.112.303	100.112.304
max. working pressure	bar/Mpa	720 / 72	720 / 72	720 / 72	720 / 72	720 / 72
	psi	10.443	10.443	10.443	10.443	10.443
tonnage	t	10	20	30	50	100
stroke	mm	50	50	50	50	50
	in	2,0	2,0	2,0	2,0	2,0
closed height	mm	100	103	106	117	141
	in	3,9	4,1	4,2	4,6	5,6
diameter	mm	70	98	104	128	173
	in	2,8	3,9	4,1	5,0	6,8
capacity	kN/t	99.8 / 10.2	203.6 / 20.8	318.1 / 32.4	510.4 / 52	1030.6 / 105.1
effective pressure area	cm ²	13.9	28.3	44.2	70.9	143.1
	in ²	2,2	4,4	6,9	11,0	22,2
required oil content (effective)	cc	69.3	141.4	221	354	716
	oz	2,3	4,8	7,5	12,0	24,2
connection		A 118	A 118	A 118	A 118	A 118
cylinder type		short stroke	short stroke	short stroke	short stroke	short stroke
acting type		single	single	single	single	single
return type		spring	spring	spring	spring	spring
material		steel	steel	steel	steel	steel
weight, ready for use	kg	2.9	5.5	6.1	9.7	22.2
	lb	6,4	12,1	13,4	21,4	48,9

ALUMINUM CYLINDERS

spring return



Features & benefits

- **Up to 50% lighter compared to steel cylinders - easy & ergonomic**
- Duo power ring; a combination of a superior seal and an extremely strong composite bearing for a longer life span
- XL saddle optimally protects the plunger and guides the load as effectively as possible
- The plunger is coated with a hardened anodized layer, which makes it extremely wear & corrosion resistant

Optional

- Tilting saddle

Standard supplied with

- High flow female coupler A118
- Flat saddle
- Larger cylinders are equipped with handles for easy carrying and positioning

Tilting saddle	43
Hydraulic pumps	44
Hydraulic hoses	69
System components	73

specifications		HAC 20 S 5	HAC 20 S 10	HAC 20 S 15	HAC 30 S 5	HAC 30 S 10	HAC 30 S 15
art no		100.112.267	100.112.265	100.112.261	100.112.269	100.112.268	100.112.262
max. working pressure	bar/Mpa	720 / 72	720 / 72	720 / 72	720 / 72	720 / 72	720 / 72
	psi	10.443	10.443	10.443	10.443	10.443	10.443
tonnage	t	20	20	20	30	30	30
stroke	mm	50	100	150	50	100	150
	in	2,0	3,9	5,9	2,0	3,9	5,9
closed height	mm	164	214	264	182	232	282
	in	6,5	8,4	10,4	7,2	9,1	11,1
diameter	mm	82	82	82	106	106	106
	in	3,2	3,2	3,2	4,2	4,2	4,2
capacity	kN/t	204 / 20.8	204 / 20.8	204 / 20.8	318.1 / 32.4	318.1 / 32.4	318.1 / 32.4
effective pressure area	cm ²	28.3	28.3	28.3	44.2	44.2	44.2
	in ²	4,4	4,4	4,4	6,9	6,9	6,9
required oil content (effective)	cc	141	283	424	221	442	663
	oz	4,8	9,6	14,3	7,5	14,9	22,4
connection		A 118	A 118	A 118	A 118	A 118	A 118
cylinder type		standard	standard	standard	standard	standard	standard
acting type		single	single	single	single	single	single
return type		spring	spring	spring	spring	spring	spring
material		aluminum	aluminum	aluminum	aluminum	aluminum	aluminum
weight, ready for use	kg	2.6	3.2	3.9	4.7	5.9	7.0
	lb	5,7	7,1	8,6	10,4	13,0	15,4

ALUMINUM CYLINDERS

specifications		HAC 50 S 5	HAC 50 S 10	HAC 50 S 15	HAC 100 S 5	HAC 100 S 10	HAC 100 S 15
art no		100.112.271	100.112.270	100.112.263	100.112.273	100.112.272	100.112.264
max. working pressure	bar/Mpa	720 / 72	720 / 72	720 / 72	720 / 72	720 / 72	720 / 72
	psi	10.443	10.443	10.443	10.443	10.443	10.443
tonnage	t	50	50	50	100	100	100
stroke	mm	50	100	150	50	100	150
	in	2,0	3,9	5,9	2,0	3,9	5,9
closed height	mm	183	233	283	225	275	325
	in	7,2	9,2	11,1	8,9	10,8	12,8
diameter	mm	130	130	130	189	189	189
	in	5,1	5,1	5,1	7,4	7,4	7,4
capacity	kN/t	510.4 / 52	510.4 / 52	510.4 / 52	1030.6 / 105.1	1030.6 / 105.1	1030.6 / 105.1
effective pressure area	cm ²	70.9	70.9	70.9	143	143	143
	in ²	11,0	11,0	11,0	22,2	22,2	22,2
required oil content (effective)	cc	354	709	1063	716	1431	2147
	oz	12,0	24,0	35,9	24,2	48,4	72,6
connection		A 118	A 118	A 118	A 118	A 118	A 118
cylinder type		standard	standard	standard	standard	standard	standard
acting type		single	single	single	single	single	single
return type		spring	spring	spring	spring	spring	spring
material		aluminum	aluminum	aluminum	aluminum	aluminum	aluminum
weight, ready for use	kg	6.9	8.3	9.6	17.8	20.9	24.1
	lb	15,2	18,3	21,2	39,2	46,1	53,1



ALUMINUM CYLINDERS

hydraulic return



Features & benefits

- **Up to 50% lighter compared to steel cylinders - easy & ergonomic**
- Duo power ring; a combination of a superior seal and an extremely strong composite bearing for a longer life span
- XL saddle optimally protects the plunger and guides the load as effectively as possible
- The plunger is coated with a hardened anodized layer, which makes it extremely wear & corrosion resistant
- Safety valve for protection against overpressure on return side

Optional

- Tilting saddle

Standard supplied with

- High flow female coupler A118
- Flat saddle
- Larger cylinders are equipped with handles for easy carrying and positioning

Tilting saddle	43
Hydraulic pumps	44
Hydraulic hoses	69
System components	73

specifications		HAC 30 H 5	HAC 30 H 10	HAC 30 H 15	HAC 50 H 5	HAC 50 H 10	HAC 50 H 15
art no		100.122.086	100.122.085	100.122.080	100.122.095	100.122.108	100.122.097
max. working pressure	bar/Mpa	720 / 72	720 / 72	720 / 72	720 / 72	720 / 72	720 / 72
	psi	10.443	10.443	10.443	10.443	10.443	10.443
tonnage	t	30	30	30	50	50	50
stroke	mm	50	100	150	50	100	150
	in	2,0	3,9	5,9	2,0	3,9	5,9
closed height	mm	197	247	297	201	251	301
	in	7,8	9,7	11,7	7,9	9,9	11,9
diameter	mm	125	125	125	145	145	145
	in	4,9	4,9	4,9	5,7	5,7	5,7
capacity	kN/t	318.1 / 32.4	318.1 / 32.4	318.1 / 32.4	510.4 / 52	510.4 / 52	510.4 / 52
effective pressure area (press)	cm ²	44.2	44.2	44.2	70.9	70.9	70.9
	in ²	6,9	6,9	6,9	11,0	11,0	11,0
effective pressure area (retract)	cm ²	11	11	11	32.4	32.4	32.4
	in ²	1,7	1,7	1,7	5,0	5,0	5,0
required oil content (press)	cc	221	442	663	354	709	1063
	oz	7,5	15,9	22,5	12,0	23,9	35,9
required oil content (retract)	cc	55	110	165	162	324	486
	oz	1,9	3,7	5,6	5,5	11,0	16,4
connection		A 118	A 118	A 118	A 118	A 118	A 118
cylinder type		standard	standard	standard	standard	standard	standard
acting type		double	double	double	double	double	double
return type		hydraulic	hydraulic	hydraulic	hydraulic	hydraulic	hydraulic
material		aluminum	aluminum	aluminum	aluminum	aluminum	aluminum
weight, ready for use	kg	6.9	8.5	10.2	9.5	11.5	13.3
	lb	15,2	18,7	22,5	20,9	25,4	29,3

ALUMINUM CYLINDERS

specifications		HAC 100 H 5	HAC 100 H 10	HAC 100 H 15	HAC 150 H 5	HAC 150 H 10	HAC 150 H 15
art no		100.122.094	100.122.109	100.122.107	100.122.075	100.122.074	100.122.073
max. working pressure	bar/Mpa	720 / 72	720 / 72	720 / 72	720 / 72	720 / 72	720 / 72
	psi	10.443	10.443	10.443	10.443	10.443	10.443
tonnage	t	100	100	100	150	150	150
stroke	mm	50	100	150	50	100	150
	in	2,0	3,9	5,9	2,0	3,9	5,9
closed height	mm	246	296	346	248	298	348
	in	9,7	11,7	13,6	9,8	11,7	13,7
diameter	mm	195	195	195	235	235	235
	in	7,7	7,7	7,7	9,3	9,3	9,3
capacity	kN/t	1030.6 / 105.1	1030.6 / 105.1	1030.6 / 105.1	1539.5 / 157	1539.5 / 157	1539.5 / 157
effective pressure area (press)	cm ²	143.1	143.1	143.1	213.8	213.8	213.8
	in ²	22,2	22,2	22,2	33,1	33,1	33,1
effective pressure area (retract)	cm ²	56.5	56.5	56.5	91.1	91.1	91.1
	in ²	8,8	8,8	8,8	14,1	14,1	14,1
required oil content (press)	cc	716	1431	2147	1069	2138	3207
	oz	24,2	48,4	72,6	36,1	72,3	108,4
required oil content (retract)	cc	283	565	848	456	911	1367
	oz	9,6	19,1	28,7	15,4	30,8	46,2
connection		A 118	A 118	A 118	A 118	A 118	A 118
cylinder type		standard	standard	standard	standard	standard	standard
acting type		double	double	double	double	double	double
return type		hydraulic	hydraulic	hydraulic	hydraulic	hydraulic	hydraulic
material		aluminum	aluminum	aluminum	aluminum	aluminum	aluminum
weight, ready for use	kg	19.7	23.0	26.9	27.7	32.3	38.0
	lb	43,4	50,7	59,1	61,1	71,2	83,8



ALUMINUM HOLLOW PLUNGER CYLINDERS

spring return



Features & benefits

- **Up to 50% lighter compared to steel cylinders - easy & ergonomic**
- Compact design and a lower build-in
- Suitable for pulling, lifting, tensioning in all positions
- Duo power ring; a combination of a superior seal and an extremely strong composite bearing for a longer life span
- The plunger is coated with a hardened anodized layer, which makes it extremely wear & corrosion resistant

Standard supplied with

- High flow female coupler A118
- Hollow saddle; prevents damage to the plunger
- Larger cylinders are equipped with foldable handles for easy carrying and positioning

Hydraulic pumps	44
Hydraulic hoses	69
System components	73

specifications		HAHC 30 S 5	HAHC 30 S 15	HAHC 30 S 25
art no		100.112.371	100.112.373	100.112.375
max. working pressure	bar/Mpa	720 / 72	720 / 72	720 / 72
	psi	10.443	10.443	10.443
tonnage	t	30	30	30
stroke	mm	50	150	250
	in	2,0	5,9	9,8
closed height	mm	185	325	450
	in	7,3	12,8	17,7
center hole diameter	mm	34	34	34
	in	1,3	1,3	1,3
capacity	kN/t	343 / 35	343 / 35	343 / 35
effective pressure area	cm ²	47.7	47.7	47.7
	in ²	7,4	7,4	7,4
required oil content (effective)	cc	238	715	1192
	oz	8,0	24,2	40,3
connection		A 118	A 118	A 118
cylinder type		hollow plunger	hollow plunger	hollow plunger
acting type		single	single	single
return type		spring	spring	spring
material		aluminum	aluminum	aluminum
weight, ready for use	kg	6.1	9.5	12.6
	lb	13,4	20,9	27,8

ALUMINUM HOLLOW PLUNGER CYLINDERS

specifications		HAHC 60 S 5	HAHC 60 S 15	HAHC 60 S 25
art no		100.112.376	100.112.378	100.112.380
max. working pressure	bar/Mpa	720 / 72	720 / 72	720 / 72
	psi	10.443	10.443	10.443
tonnage	t	60	60	60
stroke	mm	50	150	250
	in	2,0	5,9	9,8
closed height	mm	243	363	518
	in	9,6	14,3	20,4
center hole diameter	mm	56	56	56
	in	2,2	2,2	2,2
capacity	kN/t	606 / 61.8	606 / 61.8	606 / 61.8
effective pressure area	cm ²	84.2	84.2	84.2
	in ²	13,1	13,1	13,1
required oil content (effective)	cc	421	1263	2105
	oz	14,2	42,7	71,2
connection		A 118	A 118	A 118
cylinder type		hollow plunger	hollow plunger	hollow plunger
acting type		single	single	single
return type		spring	spring	spring
material		aluminum	aluminum	aluminum
weight, ready for use	kg	15.5	21.8	29
	lb	34,2	48,1	63,9

ALUMINUM HOLLOW PLUNGER CYLINDERS

hydraulic return



Features & benefits

- **Up to 50% lighter compared to steel cylinders - easy & ergonomic**
- Compact design and a lower build-in
- Suitable for pulling, lifting, tensioning in all positions
- Duo power ring; a combination of a superior seal and an extremely strong composite bearing for a longer life span
- The plunger is coated with a hardened anodized layer, which makes it extremely wear & corrosion resistant
- Safety valve for protection against overpressure on return side

Standard supplied with

- High flow female coupler A118
- Hollow saddle; prevents damage to the plunger
- Larger cylinders are equipped with foldable handles for easy carrying and positioning

Hydraulic pumps	44
Hydraulic hoses	69
System components	73

specifications		HAHC 100 H 5	HAHC 100 H 15	HAHC 100 H 25
art no		100.112.381	100.112.383	100.112.385
max. working pressure	bar/Mpa	720 / 72	720 / 72	720 / 72
	psi	10.443	10.443	10.443
tonnage	t	100	100	100
stroke	mm	50	150	250
	in	2,0	5,9	9,8
closed height	mm	229	329	429
	in	9,0	13,0	16,9
center hole diameter	mm	80	80	80
	in	3,1	3,1	3,1
capacity (press)	kN/t	1029 / 104.9	1029 / 104.9	1029 / 104.9
capacity (retract)	kN/t	431 / 43.9	431 / 49.9	431 / 49.9
effective pressure area (press)	cm ²	142.9	142.9	142.9
	in ²	22,1	22,1	22,1
effective pressure area (retract)	cm ²	59.9	59.9	59.9
	in ²	9,3	9,3	9,3
required oil content (press)	cc	715	2144	3574
	oz	24,2	72,5	120,9
required oil content (retract)	cc	299	898	1497
	oz	10,1	30,4	50,6
connection		A 118	A 118	A 118
cylinder type		hollow plunger	hollow plunger	hollow plunger
acting type		double	double	double
return type		hydraulic	hydraulic	hydraulic
material		aluminum	aluminum	aluminum
weight, ready for use	kg	28.2	39.7	51.2
	lb	62,2	87,5	112,9

ALUMINUM HOLLOW PLUNGER CYLINDERS

specifications		HAHC 150 H 5	HAHC 150 H 15	HAHC 150 H 25
art no		100.112.386	100.112.388	100.112.390
max. working pressure	bar/Mpa	720 / 72	720 / 72	720 / 72
	psi	10.443	10.443	10.443
tonnage	t	150	150	150
stroke	mm	50	150	250
	in	2,0	5,9	9,8
closed height	mm	247	347	447
	in	9,7	13,7	17,6
center hole diameter	mm	80	80	80
	in	3,1	3,1	3,1
capacity (press)	kN/t	1531 / 156.1	1531 / 156.1	1531 / 156.1
capacity (retract)	kN/t	852 / 86.9	852 / 86.9	852 / 86.9
effective pressure area (press)	cm ²	212.7	212.7	212.7
	in ²	33,0	33,0	33,0
effective pressure area (retract)	cm ²	118,4	118,4	118,4
	in ²	18,4	18,4	18,4
required oil content (press)	cc	1063	3190	5316
	oz	35,9	107,9	179,8
required oil content (retract)	cc	592	1776	2960
	oz	20,0	60,1	100,1
connection		A 118	A 118	A 118
cylinder type		hollow plunger	hollow plunger	hollow plunger
acting type		double	double	double
return type		hydraulic	hydraulic	hydraulic
material		aluminum	aluminum	aluminum
weight, ready for use	kg	41	56	71
	lb	90,4	123,5	156,5

HOLLOW PLUNGER CYLINDERS

spring return



Features & benefits

- Suitable for pulling, lifting, tensioning in all positions
- Protected against ejection of the plunger
- Hollow saddle; prevents damage to the plunger

Standard supplied with

- High flow female coupler A118
- Hollow saddle (with the exception of the HHJ5S2.5, HHJ12S5 and HHJ12S15) cylinders

Hydraulic pumps	44
Hydraulic hoses	69
System components	73

specifications		HHJ 5 S 2.5	HHJ 12 S 5	HHJ 12 S 15	HHJ 20 S 5	HHJ 20 S 15
art no		100.111.002	100.111.021	100.111.029	100.112.033	100.112.030
max. working pressure	bar/Mpa	720 / 72	720 / 72	720 / 72	720 / 72	720 / 72
	psi	10.443	10.443	10.443	10.443	10.443
tonnage	t	5	12	12	20	20
stroke	mm	25	50	150	50	150
	in	1,0	2,0	5,9	2,0	5,9
closed height	mm	87	156	298	182	389
	in	3,4	6,1	11,7	7,0	15,3
center hole diameter	mm	17	21	21	27	27
	in	0,7	0,8	0,8	1,1	1,1
capacity	kN/t	54.3 / 5.5	126.7 / 12.9	126.7 / 12.9	223.9 / 22.8	239.9 / 22.8
effective pressure area	cm ²	7.5	17.6	17.6	31.1	31.1
	in ²	1,2	2,7	2,7	4,8	4,8
required oil content (effective)	cc	19	88	264	156	467
	oz	0,6	3,0	8,9	5,3	15,8
connection		A 118	A 118	A 118	A 118	A 118
cylinder type		hollow plunger	hollow plunger	hollow plunger	hollow plunger	hollow plunger
acting type		single	single	single	single	single
return type		spring	spring	spring	spring	spring
material		steel	steel	steel	steel	steel
weight, ready for use	kg	1.9	6.3	11.0	8.6	18.0
	lb	4,2	13,9	24,3	19,0	39,7

HOLLOW PLUNGER CYLINDERS

specifications		HHJ 30 S 7.5	HHJ 30 S 15	HHJ 45 S 15	HHJ 60 S 7.5	HHJ 110 S 7.5
art no		100.112.055	100.112.034	100.112.061	100.112.081	100.112.101
max. working pressure	bar/Mpa	720 / 72	720 / 72	720 / 72	720 / 72	720 / 72
	psi	10.443	10.443	10.443	10.443	10.443
tonnage	t	30	30	45	60	110
stroke	mm	75	150	150	75	75
	in	3,0	5,9	5,9	3,0	3,0
closed height	mm	226	362	388	272	315
	in	8,9	14,3	15,3	10,7	12,4
center hole diameter	mm	33	33	39	45	80
	in	1,3	1,3	1,5	1,8	3,1
capacity	kN/t	293.7 / 29.9	293.7 / 29.9	453.5 / 46.2	610.4 / 62.2	1107.8 / 113
effective pressure area	cm ²	40.8	40.8	63	84.8	153.9
	in ²	6,3	6,3	9,8	13,1	23,9
required oil content (effective)	cc	306	612	945	636	1155
	oz	10,3	20,7	32,0	21,5	39,1
connection		A 118	A 118	A 118	A 118	A 118
cylinder type		hollow plunger	hollow plunger	hollow plunger	hollow plunger	hollow plunger
acting type		single	single	single	single	single
return type		spring	spring	spring	spring	spring
material		steel	steel	steel	steel	steel
weight, ready for use	kg	15.0	25.0	35.5	34.5	78.3
	lb	33,1	55,1	78,3	76,1	172,6



HOLLOW PLUNGER CYLINDERS

hydraulic return



Features & benefits

- Suitable for pulling, lifting, tensioning in all positions
- Protected against ejection of the plunger
- Hollow saddle; prevents damage to the plunger
- Protected against over pressure on return side; A418 valve

Standard supplied with

- High flow female coupler A118 on inlet port
- High flow female coupler with pressure relief valve A418 on outlet port
- Hollow saddle

Hydraulic pumps	44
Hydraulic hoses	69
System components	73

specifications		HHJ 30 H 15	HHJ 60 H 20	HHJ 100 H 20
art no		100.122.045	100.122.031	100.122.053
max. working pressure	bar/Mpa	720 / 72	720 / 72	720 / 72
	psi	10.443	10.443	10.443
tonnage	t	30	60	100
stroke	mm	150	200	200
	in	5,9	7,9	7,9
closed height	mm	285	334	395
	in	11,2	13,2	15,6
center hole diameter	mm	33	45	54
	in	1,3	1,8	2,1
capacity (press)	kN/t	293.7 / 29.9	610.4 / 62.2	1018.5 / 103.9
capacity (retract)	kN/t	131 / 13.4	452.4 / 46.1	706.9 / 72.1
effective pressure area (press)	cm ²	40.8	84.4	141.5
	in ²	6,3	13,1	21,9
effective pressure area (retract)	cm ²	18.2	62.8	98.2
	in ²	2,8	9,7	15,2
required oil content (press)	cc	613	1696	2830
	oz	20,7	57,3	95,7
required oil content (retract)	cc	274	1256	1964
	oz	9,3	42,5	66,4
connection		A 118	A 118	A 118
cylinder type		hollow plunger	hollow plunger	hollow plunger
acting type		double	double	double
return type		hydraulic	hydraulic	hydraulic
material		steel	steel	steel
weight, ready for use	kg	23.0	40.0	78.0
	lb	50,7	88,2	172,0

HOLLOW PLUNGER CYLINDERS

gravity return



Features & benefits

- Compact
- Suitable for pulling, lifting, tensioning in all positions
- Protected against ejection of the plunger
- Hollow saddle; prevents damage to the plunger

Standard supplied with

- High flow female coupler A118

Hydraulic pumps	44
Hydraulic hoses	69
System components	73

specifications		HHJ 30 G 5
art no		100.111.053
max. working pressure	bar/Mpa	720 / 72
	psi	10.443
tonnage	t	30
stroke	mm	50
	in	2,0
closed height	mm	120
	in	4,7
center hole diameter	mm	33
	in	1,3
capacity	kN/t	293.7 / 29.9
effective pressure area	cm ²	40.8
	in ²	6,3
required oil content (effective)	cc	204
	oz	6,9
connection		A 118
cylinder type		hollow plunger
acting type		single
return type		gravity
material		steel
weight, ready for use	kg	10.0
	lb	22,0

HIGH TONNAGE CYLINDERS

gravity return



Features & benefits

- Flat saddle; prevents damage to the plunger, easy to replace with tilting saddle

Standard supplied with

- High flow female coupler A118
- Flat saddle

Optional

- Tilting saddle

Tilting saddles	43
Hydraulic pumps	44
Hydraulic hoses	69
System components	73

specifications		HJ 50 G 6	HJ 50 G 15	HJ 50 G 30	HJ 100 G 6	HJ 100 G 15	HJ 100 G 30
art no		100.112.073	100.112.035	100.112.036	100.112.093	100.112.039	100.112.040
max. working pressure	bar/Mpa	720 / 72	720 / 72	720 / 72	720 / 72	720 / 72	720 / 72
	psi	10.443	10.443	10.443	10.443	10.443	10.443
tonnage	t	50	50	50	100	100	100
stroke	mm	60	150	300	60	150	300
	in	2,4	5,9	11,8	2,4	5,9	11,8
closed height	mm	142	282	463	158	309	497
	in	5,6	11,1	18,2	6,2	12,2	19,6
diameter	mm	130	130	130	185	178	178
	in	5,1	5,1	5,1	7,3	7,3	7,3
capacity	kN/t	510.3 / 52	510.3 / 52	510.3 / 52	1029.3 / 105	1029.3 / 105	1029.3 / 105
effective pressure area	cm ²	70.9	70.9	70.9	143	143	143
	in ²	11,0	11,0	11,0	22,2	22,2	22,2
required oil content (effective)	cc	425	1064	2127	860	2145	4290
	oz	14,4	36,0	71,9	29,1	72,5	145,1
connection		A 118	A 118	A 118	A 118	A 118	A 118
cylinder type		high tonnage	high tonnage	high tonnage	high tonnage	high tonnage	high tonnage
acting type		single	single	single	single	single	single
return type		gravity	gravity	gravity	gravity	gravity	gravity
material		steel	steel	steel	steel	steel	steel
weight, ready for use	kg	12.5	27.0	39.5	29.0	51.0	82.0
	lb	27,6	59,5	87,1	63,9	112,4	180,8

HIGH TONNAGE CYLINDERS

specifications		HJ 150 G 15	HJ 150 G 30	HJ 200 G 15	HJ 300 G 15
art no		100.112.046	100.112.047	100.112.048	100.112.050
max. working pressure	bar/Mpa	720 / 72	720 / 72	720 / 72	720 / 72
	psi	10.443	10.443	10.443	10.443
tonnage	t	150	150	200	300
stroke	mm	150	300	150	150
	in	5,9	11,8	5,9	5,9
closed height	mm	317	502	327	382
	in	12,5	19,8	12,9	15,0
diameter	mm	227	227	261	316
	in	8,9	8,9	10,3	12,4
capacity	kN/t	1538.9 / 156.9	1538.9 / 156.9	2040.6 / 208.1	2933 / 299.1
effective pressure area	cm ²	213.8	213.8	283.5	415
	in ²	33,1	33,1	43,9	64,3
required oil content (effective)	cc	3207	6414	4253	6225
	oz	108,4	216,9	143,8	210,5
connection		A 118	A 118	A 118	A 118
cylinder type		high tonnage	high tonnage	high tonnage	high tonnage
acting type		single	single	single	single
return type		gravity	gravity	gravity	gravity
material		steel	steel	steel	steel
weight, ready for use	kg	74.6	125.3	120.0	238.0
	lb	164,5	276,2	264,6	524,7



HIGH TONNAGE CYLINDERS

hydraulic return



Features & benefits

- Flat saddle; prevents damage to the plunger, easy to replace with tilting saddle
- Protected against over pressure on return side; A418 valve

Standard supplied with

- High flow female coupler A118
- Flat saddle

Optional

- Tilting saddle

Tilting saddles	43
Hydraulic pumps	44
Hydraulic hoses	69
System components	73

specifications		HJ 50 H 15	HJ 50 H 30	HJ 100 H 5	HJ 100 H 15	HJ 100 H 30
art no		100.122.002	100.122.022	100.122.009	100.122.052	100.122.054
max. working pressure	bar/Mpa	720 / 72	720 / 72	720 / 72	720 / 72	720 / 72
	psi	10.443	10.443	10.443	10.443	10.443
tonnage	t	50	50	100	100	100
stroke	mm	150	300	50	150	300
	in	5,9	11,8	2,0	5,9	11,8
closed height	mm	282	463	170	309	497
	in	11,1	18,2	6,7	12,2	19,6
diameter	mm	130	130	178	178	178
	in	5,1	5,1	7,0	7,0	7,0
capacity	kN/t	510.3 / 52	510.3 / 52	1029.3 / 105	1029.3 / 105	1029.3 / 105
effective pressure area (press)	cm ²	70.9	70.9	143	143	143
	in ²	11,0	11,0	22,2	22,2	22,2
effective pressure area (retract)	cm ²	20.6	20.6	56.6	56.6	56.6
	in ²	3,2	3,2	8,8	8,8	8,8
required oil content (press)	cc	1064	2127	716	2145	4290
	oz	36,0	71,9	24,2	72,5	145,1
required oil content (retract)	cc	309	620	283	848	1695
	oz	10,4	21,0	9,6	28,7	57,3
connection		A 118	A 118	A 118	A 118	A 118
cylinder type		high tonnage	high tonnage	high tonnage	high tonnage	high tonnage
acting type		double	double	double	double	double
return type		hydraulic	hydraulic	hydraulic	hydraulic	hydraulic
material		steel	steel	steel	steel	steel
weight, ready for use	kg	27.0	44.0	29.0	53.0	85.0
	lb	59,5	97,0	63,9	116,8	187,4

HIGH TONNAGE CYLINDERS

specifications		HJ 150 H 15	HJ 150 H 30	HJ 200 H 15	HJ 300 H 15
art no		100.122.061	100.122.062	100.122.071	100.122.084
max. working pressure	bar/Mpa	720 / 72	720 / 72	720 / 72	720 / 72
	psi	10.443	10.443	10.443	10.443
tonnage	t	150	150	200	300
stroke	mm	150	300	150	150
	in	5,9	11,8	5,9	5,9
closed height	mm	317	502	327	382
	in	12,5	19,8	12,9	15,0
diameter	mm	227	227	261	316
	in	8,9	8,9	10,3	12,4
capacity	kN/t	1538.9 / 156.9	1538.9 / 156.9	2040.6 / 208.1	2933 / 299.1
effective pressure area (press)	cm ²	213.8	213.8	283.5	415.5
	in ²	33,1	33,1	43,9	64,4
effective pressure area (retract)	cm ²	110	110	82.5	131.9
	in ²	17,1	17,1	12,8	20,4
required oil content (press)	cc	3207	6414	4253	6225
	oz	108,4	216,9	143,8	210,5
required oil content (retract)	cc	1650	3300	1238	1965
	oz	55,8	111,6	41,9	66,4
connection		A 118	A 118	A 118	A 118
cylinder type		high tonnage	high tonnage	high tonnage	high tonnage
acting type		double	double	double	double
return type		hydraulic	hydraulic	hydraulic	hydraulic
material		steel	steel	steel	steel
weight, ready for use	kg	76.0	128.0	121.0	240.0
	lb	167,6	282,2	266,8	529,1



LOCKNUT CYLINDERS

gravity return



Features & benefits

- Mechanical load locking; safe way of working with sustained load
- Suitable for lifting, tensioning in all positions
- Flat saddle; prevents damage to the plunger, easy to replace with tilting saddle

Standard supplied with

- High flow female coupler A118
- Flat saddle

Optional

- Tilting saddle

Tilting saddles	43
Hydraulic pumps	44
Hydraulic hoses	69
System components	73

specifications		HJ 50 G 15 SN	HJ 100 G 15 SN	HJ 150 G 15 SN	HJ 250 G 15 SN
art no		100.082.001	100.082.000	100.112.136	100.112.083
max. working pressure	bar/Mpa	720 / 72	720 / 72	720 / 72	720 / 72
	psi	10.443	10.443	10.443	10.443
tonnage	t	50	100	150	250
stroke	mm	150	150	150	150
	in	5,9	5,9	5,9	5,9
closed height	mm	307	323	363	385
	in	12,1	12,7	14,3	15,2
diameter	mm	135	190	212	300
	in	5,3	7,5	8,3	11,8
capacity	kN/t	510.3 / 52	1029.3 / 105	1538.9 / 159.9	2493.8 / 254.3
effective pressure area	cm ²	70.9	143	213.8	340.6
	in ²	11,0	22,2	33,1	52,8
required oil content (effective)	cc	1065	2150	3207	5195
	oz	36,0	72,7	108,4	175,7
connection		A 118	A 118	A 118	A 118
cylinder type		lock nut	lock nut	lock nut	lock nut
acting type		single	single	single	single
return type		gravity	gravity	gravity	gravity
material		steel	steel	steel	steel
weight, ready for use	kg	34.0	71.0	101.0	180.0
	lb	75,0	156,5	222,7	396,8

LOCKNUT CYLINDERS

hydraulic return



Features & benefits

- Double-acting for controlled lifting and lowering
- Extreme low closed height and a maximum side load resistance of 10%.
- Integrated safety valves for protection against overpressure on return side
- Multiple-start and rounded thread on plunger for a quicker positioning of the locknut and easy dirt removal
- Hard chromed cylinder wall for optimal wear resistance and corrosion protection
- QPQ treated mechanical locknut with optimized grip and 4 tommy Bar holes for easy locking and unlocking
- XL Saddle+: QPQ tilting saddle protects the plunger and limits eccentric loads
- Cover plate for keeping water and dirt out of the cylinder when it is stored

Standard supplied with

- High flow female coupler A118
- Tilting saddle

Hydraulic pumps	44
Hydraulic hoses	69
System components	73

specifications		HLC 50 H 5	HLC 50 H 15	HLC 100 H 5	HLC 100 H 15
art no		100.122.123	100.122.124	100.122.126	100.122.127
max. working pressure	bar/Mpa	720 / 72	720 / 72	720 / 72	720 / 72
	psi	10.443	10.443	10.443	10.443
tonnage	t	60	60	100	100
stroke	mm	50	150	50	150
	in	2,0	5,9	2,0	5,9
closed height	mm	208	327	248	370
	in	8,2	12,9	9,8	146,0
diameter	mm	130	130	160	160
	in	5,1	5,1	6,3	6,3
max. side-load resistance	%	10	10	10	10
capacity	kN/t	578 / 58.9	578 / 58.9	1001 / 102.1	1001 / 102.1
effective pressure area (press)	cm ²	80.3	80.3	139	139
	in ²	12,4	12,4	21,5	21,5
effective pressure area (retract)	cm ²	16.7	16.7	25.9	25.9
	in ²	2,6	2,6	4,0	4,0
required oil content (press)	cc	401	1204	695	2084
	oz	13,6	40,7	23,5	70,5
required oil content (retract)	cc	318	954	566	1696
	oz	2,8	8,5	4,4	13,2
connection		A 118	A 118	A 118	A 118
cylinder type		lock nut	lock nut	lock nut	lock nut
acting type		double	double	double	double
return type		hydraulic	hydraulic	hydraulic	hydraulic
material		steel	steel	steel	steel
weight, ready for use	kg	19.5	29.5	35.0	50.0
	lb	43,0	65,0	77,2	110,2

specifications		HLC 150 H 5	HLC 150 H 15	HLC 250 H 5	HLC 250 H 15
art no		100.122.129	100.122.130	100.122.132	100.122.133
max. working pressure	bar/Mpa	720 / 72	720 / 72	720 / 72	720 / 72
	psi	10.443	10.443	10.443	10.443
tonnage	t	150	150	250	250
stroke	mm	50	150	50	150
	in	2,0	5,9	2,0	5,9
closed height	mm	275	400	317	444
	in	10,8	15,7	12,5	17,5
diameter	mm	194	194	245	245
	in	7,6	7,6	9,6	9,6
max. side-load resistance	%	10	10	10	10
capacity	kN/t	1544 / 157.4	1544 / 157.4	2586 / 263.7	2586 / 263.7
effective pressure area (press)	cm ²	214.3	214.3	358.9	358.9
	in ²	33,2	33,2	55,6	55,6
effective pressure area (retract)	cm ²	37.7	37.7	75.6	75.6
	in ²	5,8	5,8	11,7	11,7
required oil content (press)	cc	1051	3154	1795	5384
	oz	35,5	106,6	60,7	182,1
required oil content (retract)	cc	883	2649	1417	4251
	oz	5,7	17,0	12,8	38,3
connection		A 118	A 118	A 118	A 118
cylinder type		lock nut	lock nut	lock nut	lock nut
acting type		double	double	double	double
return type		hydraulic	hydraulic	hydraulic	hydraulic
material		steel	steel	steel	steel
weight, ready for use	kg	56.3	79.0	103.0	144.0
	lb	124,1	174,2	227,1	317,5



TELESCOPIC CYLINDERS

gravity return



Features & benefits

- Compact
- Lightweight

Standard supplied with

- High flow female coupler A118
- 2-stage plunger
- HFJ 10/30 G 4 contains a 30 cm connecting hose with anti-kink spring
- HJ 20/50 G 11 contains a flat saddle

Hydraulic pumps	44
Hydraulic hoses	69
System components	73

specifications		HFJ 10/30 G 4	HJ 20/50 G 11
art no		100.111.005	100.112.103
max. working pressure	bar/Mpa	720 / 72	720 / 72
	psi	10.443	10.443
tonnage	t	10	20
stroke	mm	41	111
	in	1,6	4,4
stroke 1st plunger	mm	21	56
	in	0,8	2,2
stroke 2nd plunger	mm	20	55
	in	0,8	2,2
closed height	mm	49	140
	in	1,9	5,5
diameter	mm	120	125
	in	4,7	4,9
capacity 1st plunger	kN/t	318 / 32.4	510 / 52
capacity 2nd plunger	kN/t	99.7 / 10.2	203.5 / 20.8
effective pressure area 1st plunger	cm ²	44.2	70.8
	in ²	6,9	11,0
effective pressure area 2nd plunger	cm ²	13.9	28.3
	in ²	2,2	4,4
required oil content (effective)	cc	118	554
	oz	4,0	18,7
connection		A 118	A 118
hose		yes	no
cylinder type		telescopic	telescopic
acting type		single	single
return type		gravity	gravity
material		steel	steel
weight, ready for use	kg	4.5	12.5
	lb	9,9	27,6

PULLING CYLINDERS

spring return



Features & benefits

- Suitable for pulling, lifting, tensioning in all positions
- Protected against over pressure; A418 valve

Standard supplied with

- High flow female coupler A118, with pressure relief valve A418

Required accessories

- 2 pcs. of pulling eyes
- 2 pcs. of clevis eyes

Optional accessories

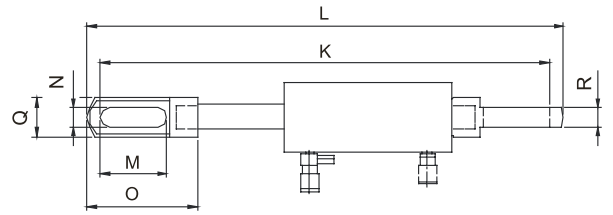
- 1 pcs of protection spring

Hydraulic pumps	44
Hydraulic hoses	69
System components	73

specifications		HPJ 11 S 15	HPJ 30 S 15	HPJ 60 S 15
art no		100.131.001	100.131.011	100.131.021
max. working pressure	bar/Mpa	720 / 72	720 / 72	720 / 72
	psi	10.443	10.443	10.443
tonnage	t	11	30	60
stroke	mm	150	150	150
	in	5,9	5,9	5,9
retracted length*	mm	320	470	530
	in	12,6	18,5	20,9
capacity	kN/t	113 / 11.5	298.7 / 30.5	610.4 / 62.2
effective pressure area	cm ²	15.7	41.5	84.8
	in ²	2,4	6,4	13,1
required oil content (effective)	cc	236	623	1272
	oz	8,0	21,1	43,0
connection		A 118	A 118	A 118
cylinder type		pulling	pulling	pulling
acting type		single	single	single
return type		spring	spring	spring
material		steel	steel	steel
weight, ready for use	kg	11.5	26.0	45.0
	lb	25,4	57,3	99,2

* Excl. eyes

pulling eyes



specifications		HPJ 11 S 15	HPJ 30 S 15	HPJ 60 S 15
art no		100.181.051	100.181.051	100.181.052
dimension K	mm	760	890	1000
dimension L	mm	810	940	1080
dimension M	mm	120	120	150
dimension N	mm	35	35	45
dimension O	mm	200	200	260
dimension Q	mm	70	70	115
dimension R	mm	35	35	40

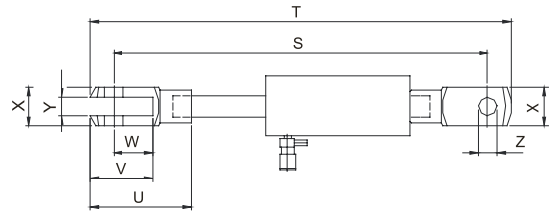
Features & benefits

- Machined from solid steel
- Chemical blacked coating

Additional information

To be ordered separately,
2 pieces per cylinder required

clevis eyes



specifications		HPJ 11 S 15	HPJ 30 S 15
art no		100.181.056	100.181.057
dimension S	mm	650	828
dimension T	mm	730	916
dimension U	mm	160	188
dimension V	mm	100	116
dimension W	mm	60	72
dimension X	mm	60	70
dimension Y	mm	30	36
dimension Z	mm	30	35

Features & benefits

- Machined from solid steel
- Complete with pin and quick lock ring
- Specially suitable for use with slings

Additional information

To be ordered separately,
2 pieces per cylinder required

protection springs



Features & benefits

- Protects the plunger against dirt and welding spots

Additional information

To be ordered separately,
1 piece per cylinder required

specifications		HPJ 11/30 S 15	HPJ 60 S 15
art no		100.581.160	100.581.161

SADDLES FOR CYLINDERS

tilting saddles



Features & benefits

- Prevents side load on the cylinders up to a maximum angle of 5°
- Hardened material

Tilting saddles - Multi-purpose Cylinders - HGC

		TS HGC 5	TS HGC 10	TS HGC 25
art no		100.182.151	100.182.152	100.182.154
cylinder tonnage	t	5	10	25
diameter	mm	20	30	45
additional height (vs flat saddle)	mm	5	5	7

		TS HGC 50	TS HGC 100
art no		100.182.156	100.182.150
cylinder tonnage	t	50	100
diameter	mm	70	105
additional height (vs flat saddle)	mm	9	12

Tilting saddles - Aluminum Cylinders - HAC

		TS HAC 20	TS HAC 30	TS HAC 50	TS HAC 100	TS HAC 150
art no		100.182.164	100.182.163	100.182.165	100.182.159	100.182.161
cylinder tonnage	t	20	30	50	100	150
diameter	mm	45	45	70	105	105
additional height (vs flat saddle)	mm	8	8	9	12	12

Tilting saddles - High Tonnage Cylinders - HJ & Locknut cylinders - HJ ... SN

		S 50 TN	S 100 TN	S 200 TN
art no		100.181.043	100.181.044	100.999.040
cylinder tonnage	t	50	100	200
diameter	mm	65	90	140
additional height (vs flat saddle)	mm	11	11	23

HYDRAULIC PUMPS



HYDRAULIC PUMPS

Holmatro offers you various types of pump units to operate your hydraulic (lifting) system in a safe & controlled way. We are available to help you choose the right pump unit & assembly for your application.



Holmatro APEIRON Battery Pump

The new standard for Battery-Driven Pumps, thanks to its purpose-built battery & patented technology.



Holmatro Compact Air Pump

Our Compact air pump is a small, lightweight, air driven solution to control your hydraulic system. Foot operated, ideal for pulling or pressing.



Holmatro Compact Electric Pump

The Holmatro Compact Electric Pump is the smallest electrical pump unit in our program, designed to be highly portable and convenient for in-field use and maintenance locations. Its compact size and lightweight construction make it an ideal choice for easy transportation and maneuverability. The pump is pendant-controlled, providing user-friendly operation, and can be used in both horizontal and vertical orientations, offering flexibility in different working environments.



Holmatro Hand & Foot pumps

The Holmatro PA handpump range offers you a compact, ergonomic and efficient pump unit with a high oil output in both first and second stage and adjustable release valve. Ideal for smaller set-ups, with one cylinder. For full control and flexible, long term use make sure to add a pressure gauge-set. For set-up with double acting tools, we have an additional control valve available for you.



Holmatro vari pumps: Electric & Petrol pumps

Holmatro offers you a various range of pump units, 115V, 230V, 400V or petrol driven, suitable for any lifting application. The mix & match system allows for easy assembly of the pump with hydraulic components like pressure gauges and control valves, enabling customization to meet your specific needs.

💡 The unique Holmatro M304 SADA switch equips your pump for both single & double acting use, allowing it to efficiently handle a wide range of hydraulic tasks.

With Holmatro vari pumps, you get a comprehensive and adaptable solution to power your hydraulic tools, ensuring optimal performance and efficiency for a variety of lifting and industrial applications.

**SEAMLESS OPERATION
& OPERATOR SAFETY**

**UNMATCHED
PERFORMANCE**

**UNPARALLELED
SPEED**

**EXTREMELY
DURABLE**

**ENDLESS
POSSIBILITIES**



APEIRON®

The New Standard for Battery-Driven Pumps

APEIRON®

UNMATCHED PERFORMANCE

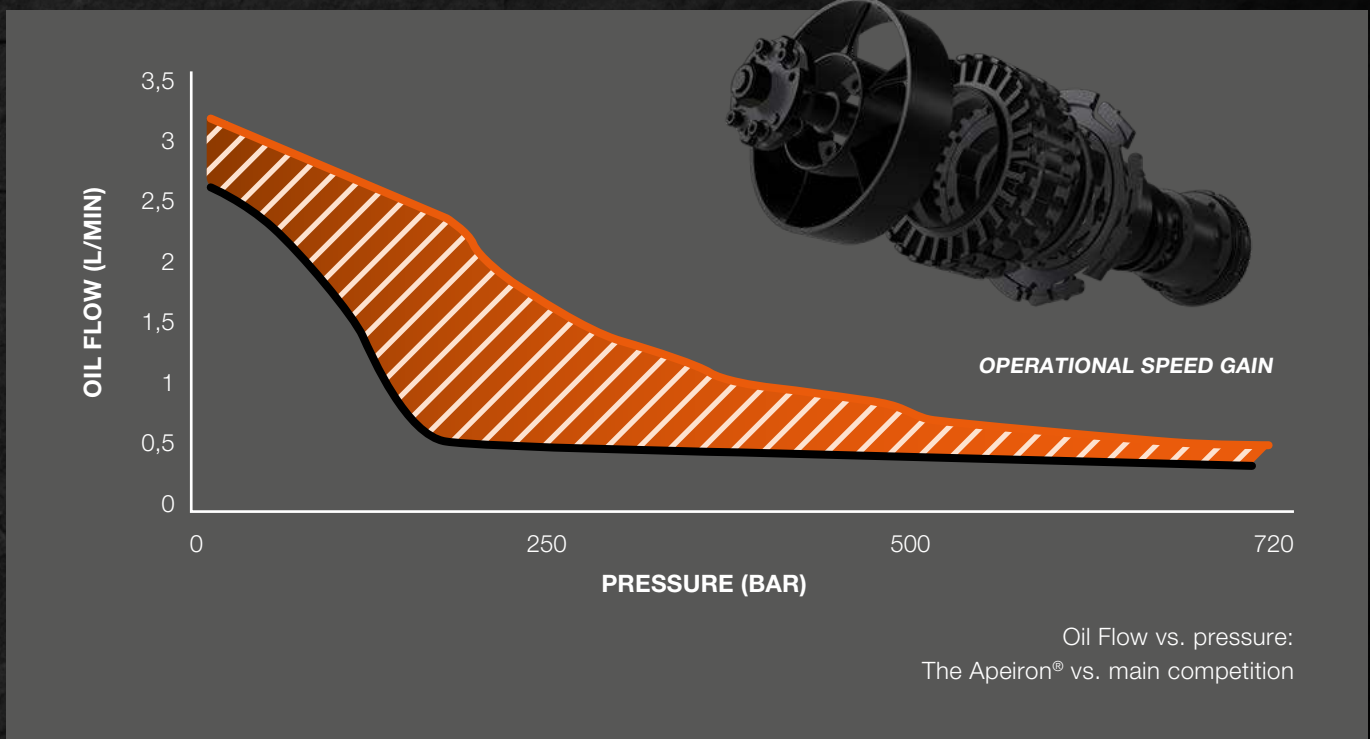
EXTREMELY DURABLE:

- Electronic motor control and pressure monitoring: constant lifetime performance.
- Patented staging and sectoring technology reduces oil heating, minimizing wear and tear.
- A purpose-built battery with large, high-quality cells minimizes wear and tear through seamless connectivity with the pump.
- Integrated protection frame to protect vital parts.

UNPARALLELED SPEED:

- The fastest battery pump with patented Stepless Speed Maximization technology:
 - 50% faster at 700bar, 90% faster at 500bar (*).
 - Can run up to 50% more cycles on one battery charge (*).
 - Battery charging time on charger: only 20 minutes till 80%.
- Continuous optimized settings: maximum speed at any tool load.

(* compared to the main competitors)



SEAMLESS OPERATION & OPERATOR SAFETY:

- Maximum operating flexibility and control with two operation speed modes.
 - Operating speed mode selectable on pump and hand pendant control.
- Designed with the user in mind: intuitive, compact & portable.
- Connect the Apeiron® to your mobile device & the MyHolmatro app:
 - Real-time diagnostics during every operation.
 - Monitor battery condition, state of charge, pump stage, motor temperature, working pressure (including peak pressure) and speed mode.

APEIRON BATTERY PUMP



Standard supplied with

- 2 Batteries
- Hand pendant control, 3m length cord
- Couplers that suit the application: plug and play

Required

- Battery Charger

Optional available

Carrying strap

Your Apeiron pump can be equipped with one of the following options.

All sets are plug & play: with female/male couplers.

- Option 1: **Pressure gauge plug-in set – HBP (art no 101.003.437)**

External pressure gauge set for single-and double-acting Apeiron pumps. (In addition to the use of the MyHolmatro app)

- Option 2: **Manual Load-Holding Valve plug-in set – HBP (art no 101.003.436)**

For double-acting Apeiron pumps. Providing extra control and safe lowering under load.

- Option 3: **Manual Load-Holding Valve + pressure gauge plug-in set – HBP (art no 101.003.435)**

For double-acting Apeiron pumps. Providing extra control and safe lowering under load. Including an external pressure gauge (in addition to the use of the MyHolmatro app).

Hydraulic hoses

69

specifications		HBP 05 S 02	HBP 05 D 02
art no		101.003.400	101.003.399
max. working pressure	bar/Mpa	720 / 72	720 / 72
	psi	10.443	10.443
capacity oil tank (effective)	cc	2000	2000
	oz	67,6	67,6
acting type		single acting	double acting
couplers		yes, 1 pcs A119 male	yes, 2 pcs A119 male
number of stages		stepless	stepless
low pressure output / min	cc	3100	3100
	oz	104,8	104,8
high pressure output / min	cc	500	500
	oz	16,9	16,9
operator type		battery	battery
battery included		yes, 2 pcs	yes, 2 pcs
engine		28 VDC - 0.95 kW	28 VDC - 0.95 kW
connectivity, mobile app		bluetooth	bluetooth
weight, ready for use	kg	13,3	13,3
	lb	29,3	29,3
dimensions (LxWxH)	mm	520 x 225 x 260	520 x 225 x 260
	in	20.5 x 8.9 x 10.2	20.5 x 8.9 x 10.2

COMPACT AIR PUMP



Features & benefits

- Lightweight
- Ideal for pulling, pressing
- Safe: when the air pressure is lost, the oil pressure is maintained
- Low-noise: built-in silencer
- Stops automatically when the maximum pressure is reached

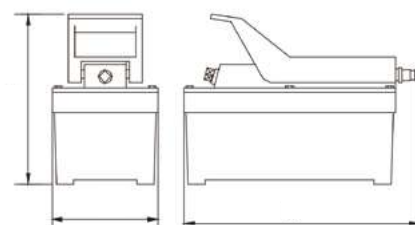
Standard supplied with

- Compressed air connector

Additional information

To have a safe and controlled system, assemble you Compact electric pump with advised components:

- **Pressure gauge plug-in set** - (art. No. 100.181.215)



Hydraulic hoses	69
System components	73

specifications		AHS 1400 FS
art no		100.602.001
max. working pressure	bar/Mpa psi	720 / 72 10.443
output unloaded	cc/min cu. in./min.	960 139,236,2
output loaded	cc/min cu. in./min.	410 59.465,50
air consumption unloaded	l/min gpm	700 184,9
air consumption loaded	l/min gpm	580 153,2
capacity oil tank (effective)	cc oz	1400 47,3
max. air pressure	bar/Mpa	8.5 / 0.8
connection		3/8" NPT female
operator type		air
suitable for (tool type)		single acting
weight, ready for use	kg lb	6.5 14,3
temperature range	°C	-20 + 55
dimension (AxBxC)	mm in	282 x 128 x 200 11.1 x 5 x 7.9

COMPACT ELECTRIC PUMP



Features & benefits

- Ideal for small spaces
- Lightweight
- Can be used both horizontally and vertically
- Suitable for single-acting tools and cylinders

Standard supplied with

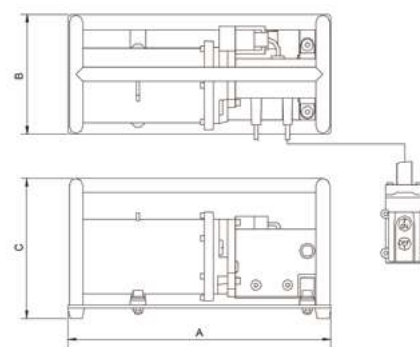
- Waterproof (IP 54) Pendant Control with 2.3 m long electric cord

Additional information

To have a safe and controlled system, assemble you Compact electric pump with advised components:

- **Option 1:** gauge set EHW 1650 (art no 100.182.158)
- **Option 2:** needle valve + gauge set EHW 1650 (art no 100.182.162)

- 💡 With option 2 (needle valve) the pump is suitable for lifting applications



Hydraulic hoses	69
System components	73

specifications		EHW 1650 RC
art no		100.551.001
max. working pressure	bar/Mpa	720 / 72
	psi	10.443
first stage output / min.	cc	2000
	oz	67,60
second stage output / min.	cc	250
	oz	8,50
capacity oil tank (effective)	cc	1650
	oz	55,8
connection		3/8" NPT female
engine		230 VAC - 0.35 kW - 50 Hz - 1 Ph
charge remote control	V	15
weight, ready for use	kg	11.6
	lb	25,6
dimension (AxBxC)	mm	416 x 190 x 222
	in	16.4 x 7.5 x 8.7

HAND & FOOT PUMPS



Features & benefits

- **Durable; 90% made of aluminum**
- Ergonomic design (**Image 1 & 2**)
- Lightweight; easy to carry and operate
- Low operating force required; minimal user effort
- Push & Unlock pump handle lock (**Image 3**)
- Service- and maintenance-friendly
- High oil output; quicker action both in the first and second stage
- Accurately adjustable pressure release valve (**Image 4**)
- Pressure gauge connection on the pump block (**Image 5**)
- Oil level glass in the tank; check the oil level in both horizontal and vertical position (**Image 6**)
- Integrated filler funnel; top up oil easily and quickly without extra accessories (**Image 7**)

Additional information

To have a safe and controlled system, assemble you PA handpump with advised components:

- **Option 1:** pressure gauge set (art. No. 100.181.214) + standard hose, mounted directly to the pump
- **Option 2:** pressure gauge set (art. No. 100.181.214) + VL extension hose mounted to the pump with nipple/connector (150.581.218) and male coupler (100.181.119)

💡 Using a PA handpump in combination with double acting cylinders (hydraulic return)?

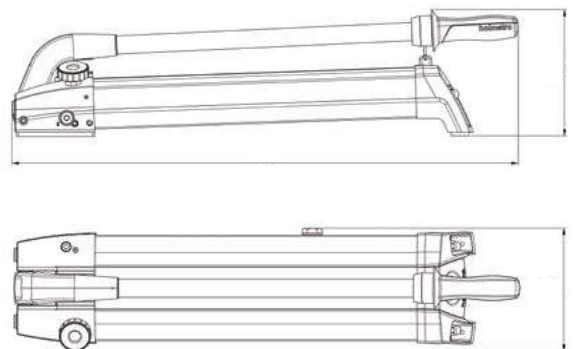
- Choose a PA18, 38 or 58 handpump
- Add a VM 43 L control valve to create a plug & play double acting system

💡 Why add a pressure gauge?

- To measure the pressure in the system and for safety reasons.

💡 Why use a VL hose instead of a standard hose?

- Easier to store and clean; benefits the lifespan
- Multi-functional for future use



Hydraulic hoses	69
System components	73

HAND & FOOT PUMPS

specifications		PA 04 H 2	PA 09 H 2	PA 18 H 2	PA 38 H 2	PA 58 H 2	PA 18 F 2
art no		100.142.033	100.142.034	100.142.035	100.142.037	100.142.038	100.142.036
max. working pressure	bar/Mpa	720 / 72	720 / 72	720 / 72	720 / 72	720 / 72	720 / 72
	psi	10.443	10.443	10.443	10.443	10.443	10.443
capacity oil tank (effective)	cc	400	900	1800	3800	5800	1800
	oz	13,5	30,4	60,9	128,5	196,1	60,9
capacity oil tank	cc	500	1000	1990	4150	6150	1990
	oz	16,9	33,8	67,3	140,3	208,0	67,3
first stage output (per stroke)	cc	18.4	22	42.8	42.8	50.5	42.8
	oz	0,62	0,74	1,45	1,45	1,71	1,45
second stage output (per stroke)	cc	1.4	2.1	3.1	3.1	4	3.1
	oz	0,05	0,07	0,10	0,10	0,14	0,10
first stage press range	bar/Mpa	0-45 / 0-4.5	0-45 / 0-4.5	0-45 / 0-4.5	0-45 / 0-4.5	0-45 / 0-4.5	0-45 / 0-4.5
second stage pressure range	bar/Mpa	45-720 / 4.5-72	45-720 / 4.5-72	45-720 / 4.5-72	45-720 / 4.5-72	45-720 / 4.5-72	45-720 / 4.5-72
max. operating force	kg	32.0	33.0	35.0	35.0	34.0	37.0
	lb	70,5	72,8	77,2	77,2	75,0	91,6
connection		3/8" NPT female	3/8" NPT female	3/8" NPT female	3/8" NPT female	3/8" NPT female	3/8" NPT female
operator type		hand	hand	hand	hand	hand	foot
double acting optional		no	no	yes	yes	yes	yes
weight, ready for use	kg	3.4	4.7	7.6	11.4	14.6	8.3
	lb	7,5	10,4	16,8	25,1	32,2	18,3
dimension A	mm	434	619	700	700	897	724
	in	17,1	24,4	27,6	27,6	35,3	28,5
dimension B	mm	135	135	169	183	182	169
	in	5,3	5,3	6,7	7,2	7,2	6,7
dimension C	mm	165	170	175	175	185	167
	in	6,5	6,7	6,9	6,9	7,3	6,6



control valve	hydraulic diagram	description	model	art no
		<p>Control valve</p> <ul style="list-style-type: none"> • Suitable for double-acting tools • Handle stops in each position • With pressure controlled non-return valves for securing the load • 4-way, 3-position • Connection: 3/8" NPT female (2x) • Max. working pressure: 720 bar 	VM 43 L	100.182.175
pressure gauges		description	model	art no
	<p>Pressure gauge set (Ø 60) - PA pump 04/09</p> <ul style="list-style-type: none"> • 0-720 bars / 10.443 psi • Pointer damped with glycerine • Stainless steel • Housing Ø 63 mm • Including rubber protection cover • Connection: ¼" NPT male 	-	100.182.213	
	<p>Pressure gauge set (Ø 60) - PA pump 18/38/58</p> <ul style="list-style-type: none"> • 0-720 bars / 10.443 psi • Pointer damped with glycerine • Stainless steel • Housing Ø 63 mm • Including rubber protection cover • Connection: ¼" NPT male 	-	100.182.214	
	<p>Pressure gauge set (Ø 100) - PA pump</p> <ul style="list-style-type: none"> • 0-720 bars / 10.443 psi • Pointer damped with glycerine • Stainless steel • Housing Ø 100 mm • Including rubber protection cover • Connection: 1x 3/8" NPT female and 1x 3/8" NPT male 	-	100.182.215	
	<p>Pressure gauge set (Ø 60) - VM 43 L valve</p> <ul style="list-style-type: none"> • 0-720 bars / 10.443 psi • Pointer damped with glycerine • Stainless steel • Housing Ø 63 mm • Including rubber protection cover • Connection: ¼" NPT male 	-	100.182.216	
	<p>Pressure gauge plug-in set Ø100mm A111</p> <ul style="list-style-type: none"> • 0-720 bars / 10.443 psi • Connection: couplers A 118 - A 119 	A 111 U	100.582.111	

ELECTRIC & PETROL VARI PUMPS CONFIGURATOR

Step 1

Select the power source

- Electric motor (230V -1ph- 50Hz)
- Electric motor (400V -3ph- 50Hz)
- Electric motor (460V -3ph- 60Hz)
- Electric motor (115V -1ph - 50Hz)
- Electric motor (115V -1ph - 60Hz)
- Petrol engine

Step 2

Select pump type

- 1-stage
- 2-stage for higher operating speed

Step 3

Select the correct content for the oil tank

Step 4

Select the correct pump output in litres per minute (second stage speed)

Step 5

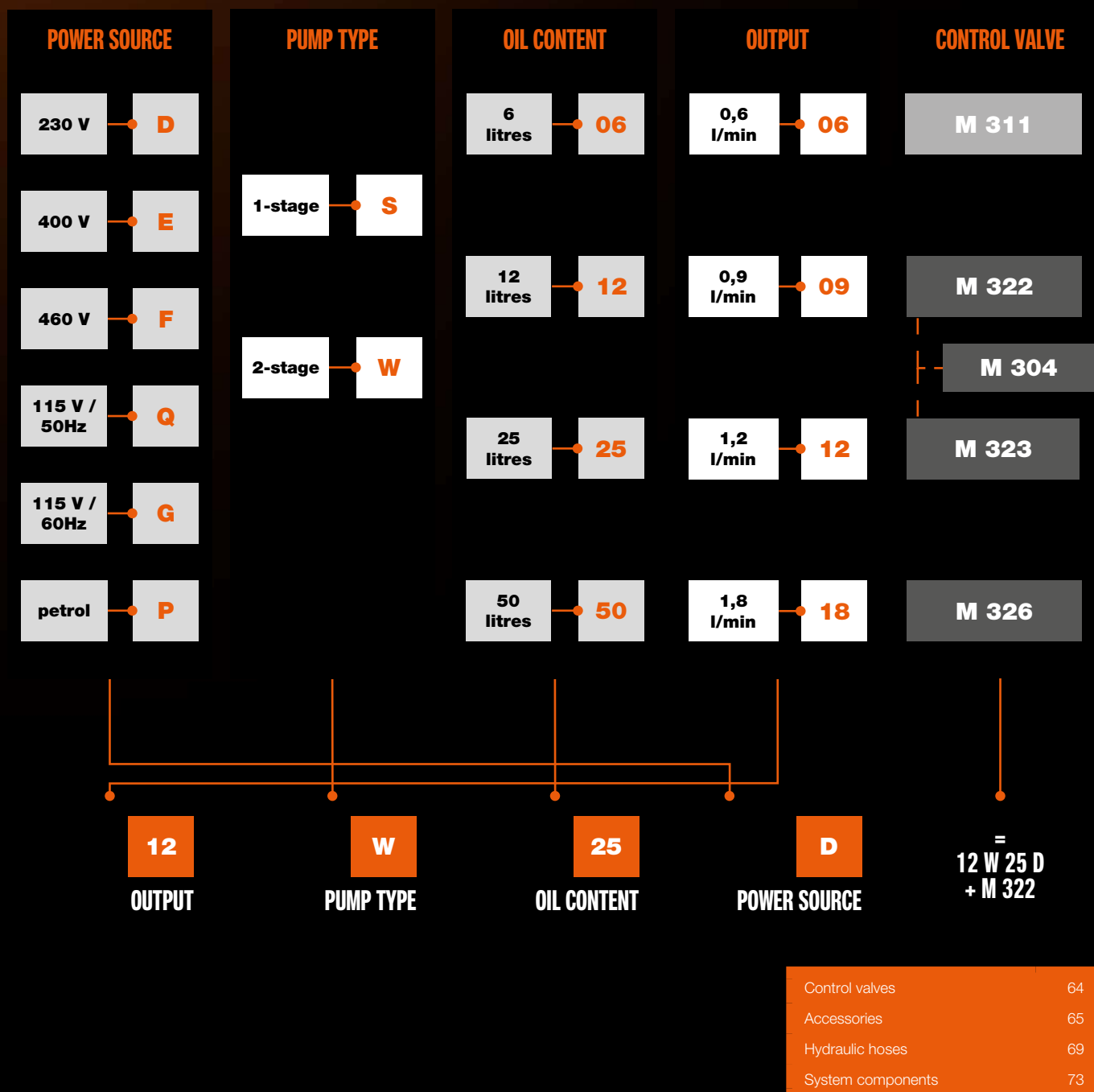
Select the correct control valve (for twin pumps 2 valves required)

For single-acting tools:

- M 311 (hand operation)

For double-acting tools:

- M 322 (hand operation)
- M 323 (hand operation with deathman's handle)
- M 304 Sada Switch (single acting and double acting in one valve. Only in combination with M322 or M323)
- M 326 (electromagnetic operation)




VARI PUMPS

electric - 230V - 1-stage



The mix-and-match system for our Holmatro Vari Pump range enables easy assembly with hydraulic components such as control valves, gauges & couplers, allowing customization to suit your specific requirements.

 Always install a single-acting (M311) or double-acting (M322) valve to ensure proper control of the pump and hydraulic system: page 64

Increase future flexibility with the M304 SADA (Single Acting / Double Acting) switch, enabling control of both single-and double-acting cylinders: page 64

Features & benefits

- Mix & match system to suit your specific requirements
- In case of a power failure, the oil pressure is maintained
- Protected against pressure drop by a pressure-controlled non-return valve

Control valves	64
Accessories	65
Hydraulic hoses	69
FlowPanel™	66
System components	73


specifications		06 S 06 D	06 S 12 D	12 S 06 D	12 S 12 D
art no		100.152.012	100.152.013	100.152.020	100.152.021
max. working pressure	bar/Mpa	720 / 72	720 / 72	720 / 72	720 / 72
	psi	10.443	10.443	10.443	10.443
capacity oil tank (effective)	cc	6000	12000	6000	12000
	oz	202,9	405,8	202,9	405,8
first stage output / min.	cc	600	600	1200	1200
	oz	20,3	20,3	40,6	40,6
first stage pressure range	bar/Mpa	0-720 / 0-72	0-720 / 0-72	0-720 / 0-72	0-720 / 0-72
	psi	0 - 10.443	0 - 10.443	0 - 10.443	0 - 10.443
operator type		electric motor	electric motor	electric motor	electric motor
engine		230 VAC - 1.1 kW - 50 Hz - 1 Ph	230 VAC - 1.1 kW - 50 Hz - 1 Ph	230 VAC - 1.5 kW - 50 Hz - 1 Ph	230 VAC - 1.5 kW - 50 Hz - 1 Ph
weight, ready for use	kg	36.0	44.0	38.0	46.0
	lb	79,4	97,0	83,8	101,4
dimensions (LxWxH)	mm	400 x 300 x 411	400 x 300 x 541	400 x 300 x 411	400 x 320 x 541
	in	15.7 x 11.8 x 16.2	15.7 x 11.8 x 21.3	15.7 x 11.8 x 17.4	15.7 x 126 x 21.3

VARI PUMPS

electric - 230V - 2-stage



The mix-and-match system for our Holmatro Vari Pump range enables easy assembly with hydraulic components such as control valves, gauges & couplers, allowing customization to suit your specific requirements.

 Always install a single-acting (M311) or double-acting (M322) valve to ensure proper control of the pump and hydraulic system: page 64

Increase future flexibility with the M304 SADA (Single Acting / Double Acting) switch, enabling control of both single-and double-acting cylinders: page 64

Features & benefits

- Mix & match system to suit your specific requirements
- In case of a power failure, the oil pressure is maintained
- Protected against pressure drop by a pressure-controlled non-return valve

Control valves	64
Accessories	65
Hydraulic hoses	69
FlowPanel™	66
System components	73


specifications		12 W 06 D	12 W 25 D	12 W 50 D
art no		100.152.033	100.152.035	100.152.036
max. working pressure	bar/Mpa	720 / 72	720 / 72	720 / 72
	psi	10.443	10.443	10.443
capacity oil tank (effective)	cc	6000	25000	50000
	oz	202,9	845,4	1690,7
first stage output / min.	cc	3200	3200	3200
	oz	108,2	108,2	108,2
second stage output / min.	cc	1200	1200	1200
	oz	40,6	40,6	40,6
first stage pressure range	bar/Mpa	0-200 / 0-20	0-200 / 0-20	0-200 / 0-20
	psi	0 - 2901	0 - 2901	0 - 2901
second stage pressure range	bar/Mpa	200-720 / 0-72	200-720 / 0-72	200-720 / 0-72
	psi	2901 - 10443	2901 - 10443	2901 - 10443
operator type		electric motor	electric motor	electric motor
engine		230 VAC - 1.5 kW - 50 Hz - 1 Ph	230 VAC - 1.5 kW - 50 Hz - 1 Ph	230 VAC - 1.5 kW - 50 Hz - 1 Ph
weight, ready for use	kg	40.0	67.0	96.0
	lb	88,2	147,7	211,6
dimensions (LxWxH)	mm	400 x 300 x 411	500 x 380 x 541	500 x 380 x 676
	in	15.7 x 11.8 x 17.4	19.7 x 15 x 21.3	19.7 x 15 x 26.6

VARI PUMPS

electric - 400V - 1-stage

The mix-and-match system for our Holmatro Vari Pump range enables easy assembly with hydraulic components such as control valves, gauges & couplers, allowing customization to suit your specific requirements.



 Always install a single-acting (M311) or double-acting (M322) valve to ensure proper control of the pump and hydraulic system: page 64

Increase future flexibility with the M304 SADA (Single Acting / Double Acting) switch, enabling control of both single-and double-acting cylinders: page 64

Features & benefits

- Mix & match system to suit your specific requirements
- In case of a power failure, the oil pressure is maintained
- Protected against pressure drop by a pressure-controlled non-return valve

Control valves	64
Accessories	65
Hydraulic hoses	69
FlowPanel™	66
System components	73


specifications		12 S 06 E	12 S 12 E	18 S 25 E	18 S 50 E
art no		100.152.046	100.152.047	100.152.051	100.152.052
max. working pressure	bar/Mpa	720 / 72	720 / 72	720 / 72	720 / 72
	psi	10.443	10.443	10.443	10.443
capacity oil tank (effective)	cc	6000	12000	25000	50000
	oz	202,9	405,8	845,4	1690,7
first stage output / min.	cc	1200	1200	1800	1800
	oz	40,6	40,6	60,9	60,9
first stage pressure range	bar/Mpa	0-720 / 0-72	0-720 / 0-72	0-720 / 0-72	0-720 / 0-72
	psi	0 - 10.443	0 - 10.443	0 - 10.443	0 - 10.443
operator type		electric motor	electric motor	electric motor	electric motor
engine		400 VAC - 1.5 kW - 50 Hz - 3 Ph	400 VAC - 1.5 kW - 50 Hz - 3 Ph	400 VAC - 2.2 kW - 50 Hz - 3 Ph	400 VAC - 2.2 kW - 50 Hz - 3 Ph
weight, ready for use	kg	35.0	43.0	64.0	94.0
	lb	77,2	94,8	141,1	207,2
dimensions (LxWxH)	mm	400 x 300 x 441	400 x 300 x 541	500 x 380 x 541	500 x 380 x 676
	in	15.7 x 11.8 x 17.4	15.7 x 11.8 x 21.3	19.7 x 15 x 21.3	19.7 x 15 x 26.6

VARI PUMPS

electric - 400V - 2-stage

The mix-and-match system for our Holmatro Vari Pump range enables easy assembly with hydraulic components such as control valves, gauges & couplers, allowing customization to suit your specific requirements.



 Always install a single-acting (M311) or double-acting (M322) valve to ensure proper control of the pump and hydraulic system: page 64

Increase future flexibility with the M304 SADA (Single Acting / Double Acting) switch, enabling control of both single-and double-acting cylinders: page 64

Features & benefits

- Mix & match system to suit your specific requirements
- In case of a power failure, the oil pressure is maintained
- Protected against pressure drop by a pressure-controlled non-return valve

Control valves	64
Accessories	65
Hydraulic hoses	69
FlowPanel™	66
System components	73


specifications		12 W 25 E	12 W 50 E	18 W 25 E	18 W 50 E
art no		100.152.064	100.152.065	100.152.067	100.152.068
max. working pressure	bar/Mpa	720 / 72	720 / 72	720 / 72	720 / 72
		10.443	10.443	10.443	10.443
capacity oil tank (effective)	cc	25000	50000	25000	50000
	oz	845,4	1690,7	845,4	1690,7
first stage output / min.	cc	3200	3200	5000	5000
	oz	108,2	108,2	169,1	169,1
second stage output / min.	cc	1200	1200	1800	1800
	oz	40,6	40,6	60,9	60,9
first stage pressure range	bar/Mpa	0-200 / 0-20	0-200 / 0-20	0-200 / 0-20	0-200 / 0-20
	psi	0 - 2901	0 - 2901	0 - 2901	0 - 2901
second stage pressure range	bar/Mpa	200-720 / 0-72	200-720 / 0-72	200-720 / 0-72	200-720 / 0-72
	psi	2901 - 10443	2901 - 10443	2901 - 10443	2901 - 10443
operator type		electric motor	electric motor	electric motor	electric motor
engine		400 VAC - 1.5 kW - 50 Hz - 3 Ph	400 VAC - 1.5 kW - 50 Hz - 3 Ph	400 VAC - 2.2 kW - 50 Hz - 3 Ph	400 VAC - 2.2 kW - 50 Hz - 3 Ph
weight, ready for use	kg	64.0	94.0	96.0	96.0
	lb	141,1	207,2	211,6	211,6
dimensions (LxWxH)	mm	500 x 380 x 541	500 x 380 x 676	500 x 380 x 676	500 x 380 x 676
	in	19.7 x 15 x 21.3	19.7 x 15 x 26.6	19.7 x 15 x 26.6	19.7 x 15 x 26.6

VARI PUMPS US

electric



The mix-and-match system for our Holmatro Vari Pump range enables easy assembly with hydraulic components such as control valves, gauges & couplers, allowing customization to suit your specific requirements.

 Always install a single-acting (M311) or double-acting (M322) valve to ensure proper control of the pump and hydraulic system: page 64

Increase future flexibility with the M304 SADA (Single Acting / Double Acting) switch, enabling control of both single-and double-acting cylinders: page 64

Features & benefits

- Mix & match system to suit your specific requirements
- In case of a power failure, the oil pressure is maintained
- Protected against pressure drop by a pressure-controlled non-return valve

Control valves	64
Accessories	65
Hydraulic hoses	69
FlowPanel™	66
System components	73


		115V - 1 stage	115V - 1 stage	115V - 2 stage	115V - 2 stage	460V - 2 stage
		06 S 06 G	12 S 12 G	12 W 06 G	12 W 25 G	18 W 25 F
art no		101.003.026	101.003.029	101.003.027	101.003.028	101.003.030
max. working pressure	bar/Mpa	720 / 72	720 / 72	720 / 72	720 / 72	720 / 72
	psi	10.443	10.443	10.443	10.443	10.443
capacity oil tank (effective)	cc	6000	12000	6000	25000	25000
	oz	202,9	845,4	202,9	845,4	845,4
number of outputs		1	1	1	1	2
number of stages		1	1	2	2	1
first stage output / min.	cc	600	1100	3100	3100	4700
	oz	20,3	37,2	104,8	104,8	158,9
second stage output / min.	cc	–	–	1100	1100	1700
	oz	–	–	37,2	37,2	57,5
first stage pressure range	bar/Mpa	0 - 200 / 0 - 20	0 - 200 / 0 - 20	0 - 200 / 0 - 20	0 - 200 / 0 - 20	0 - 200 / 0 - 20
	psi	0 - 2901	0 - 2901	0 - 2901	0 - 2901	0 - 2901
second stage pressure range	bar/Mpa	200 - 720 / 20 - 72	200 - 720 / 20 - 72	200 - 720 / 20 - 72	200 - 720 / 20 - 72	200 - 720 / 20 - 72
	psi	2901 - 10443	2901 - 10443	2901 - 10443	2901 - 10443	2901 - 10443
operator type		electric motor	electric motor	electric motor	electric motor	electric motor
engine		115 VAC - 1.5 kW - 60 Hz - 1 Ph	115 VAC - 1.5 kW - 60 Hz - 1 Ph	115 VAC - 1.5 kW - 60 Hz - 1 Ph	115VAC - 1.5 kW - 60 Hz - 1 Ph	460 VAC - 2.2 kW - 60 Hz - 3 Ph
speed	rpm	3600	3600	3600	3600	3600
weight, ready for use	kg	36,0	46,0	40,0	67,0	96,0
	lb	79	101,0	88,0	147,0	211,0
dimensions (LxWxH)	mm	400 x 362 x 493	400 x 403 x 593	400 x 362 x 493	500 x 400 x 593	500 x x400 x 593
	in	15.8 x 14.3 x 19.4	15.8 x 15.9 x 23.3	15.8 x 14.3 x 19.4	19.7 x 15.8 x 23.3	19.7 x 15.8 x 23.3

VARI PUMPS UK

electric

The mix-and-match system for our Holmatro Vari Pump range enables easy assembly with hydraulic components such as control valves, gauges & couplers, allowing customization to suit your specific requirements.



 Always install a single-acting (M311) or double-acting (M322) valve to ensure proper control of the pump and hydraulic system: page 64

Increase future flexibility with the M304 SADA (Single Acting / Double Acting) switch, enabling control of both single-and double-acting cylinders: page 64

Features & benefits

- Mix & match system to suit your specific requirements
- In case of a power failure, the oil pressure is maintained
- Protected against pressure drop by a pressure-controlled non-return valve

Control valves	64
Accessories	65
Hydraulic hoses	69
FlowPanel™	66
System components	73


		115V - 1 stage	115V - 1 stage	115V - 2 stage	115V - 2 stage
		06 S 06 Q	12 S 12 Q	12 W 06 Q	12 W 25 Q
art no		101.003.036	101.003.037	101.003.038	101.003.039
max. working pressure	bar/Mpa	720 / 72	720 / 72	720 / 72	720 / 72
	psi	10.443	10.443	10.443	10.443
capacity oil tank (effective)	cc	6000	6000	6000	25000
	oz	202,9	845,4	202,9	845,4
number of outputs		1	1	1	1
number of stages		1	1	2	2
first stage output / min.	cc	600	1100	3100	3100
	oz	20,3	37,2	104,8	104,8
second stage output / min.	cc	–	–	1100	1100
	oz	–	–	37,2	37,2
first stage pressure range	bar/Mpa	0 - 200 / 0 - 20	0 - 200 / 0 - 20	0 - 200 / 0 - 20	0 - 200 / 0 - 20
	psi	0 - 2901	0 - 2901	0 - 2901	0 - 2901
second stage pressure range	bar/Mpa	200 - 720 / 20 - 72	200 - 720 / 20 - 72	200 - 720 / 20 - 72	200 - 720 / 20 - 72
	psi	2901 - 10443	2901 - 10443	2901 - 10443	2901 - 10443
operator type		electric motor	electric motor	electric motor	electric motor
engine		115 VAC - 1.5 kW - 50 Hz - 1 Ph	115 VAC - 1.5 kW - 50 Hz - 1 Ph	115 VAC - 1.5 kW - 50 Hz - 1 Ph	115 VAC - 1.5 kW - 50 Hz - 1 Ph
speed	rpm	2800	2800	2800	2800
weight, ready for use	kg	36,0	46,0	40,0	67,0
	lb	79	101,0	88,0	147,0
dimensions (LxWxH)	mm	400 x 362 x 471	400 x 403 x 571	400 x 362 x 471	500 x 400 x 571
	in	15.8 x 14.3 x 18.5	15.8 x 15.9 x 23.5	15.8 x 14.3 x 18.5	19.7 x 15.8 x 23.5

VARI PUMPS

electric - **petrol** - 2-stage -
4 stroke

The mix-and-match system for our Holmatro Vari Pump range enables easy assembly with hydraulic components such as control valves, gauges & couplers, allowing customization to suit your specific requirements.



 Always install a single-acting (M311) or double-acting (M322) valve to ensure proper control of the pump and hydraulic system: page 64

Increase future flexibility with the M304 SADA (Single Acting / Double Acting) switch, enabling control of both single-and double-acting cylinders: page 64

Features & benefits

- Mix & match system to suit your specific requirements
- In case of a power failure, the oil pressure is maintained
- Protected against pressure drop by a pressure-controlled non-return valve

Control valves	64
Accessories	65
Hydraulic hoses	69
FlowPanel™	66
System components	73

EU		12 W 6 SP	18 W 25 P	18 W 50 P
art no		101.002.021	101.002.023	101.002.025
max. working pressure	bar/Mpa	720 / 72	720 / 72	720 / 72
	psi	10.443	10.443	10.443
capacity oil tank (effective)	cc	6000	25000	50000
	oz	202,9	845,4	1690,7
first stage output / min.	cc	3600	5700	5700
	oz	121,7	192,7	192,7
second stage output / min.	cc	1300	2000	2000
	oz	44,0	67,6	67,6
first stage pressure range	bar/Mpa	0-200 / 0-20	0-200 / 0-20	0-200 / 0-20
	psi	0 - 2901	0 - 2901	0 - 2901
second stage pressure range	bar/Mpa	200-720 / 20-72	200-720 / 20-72	200-720 / 20-72
	psi	2901 - 10443	2901 - 10443	2901 - 10443
operator type		petrol engine	petrol engine	petrol engine
engine		4 stroke - 4.2 HP - 3.1 kW	4 stroke - 4.2 HP - 3.1 kW	4 stroke - 4.2 HP - 3.1 kW
weight, ready for use	kg	33.0	61.0	91.0
	lb	81,6	143,3	209,4
dimensions (LxWxH)	mm	470 x 346 x 472	500 x 400 x 572	500 x 400 x 716
	in	18.5 x 13.6 x 18.6	19.7 x 15.7 x 22.5	19.7 x 15.7 x 28.2

VARI PUMPS PETROL - 2-STAGE - 4 STROKE

US		12 W 6 SP	18 W 25 P	18 W 50 P
art no		101.002.026	101.002.030	101.002.028
max. working pressure	bar/Mpa	720 / 72	720 / 72	720 / 72
	psi	10.443	10.443	10.443
capacity oil tank (effective)	cc	6000	25000	50000
	oz	202,9	845,4	1690,7
first stage output / min.	cc	3600	5700	5700
	oz	121,7	192,7	192,7
second stage output / min.	cc	1300	2000	2000
	oz	44,0	67,6	67,6
first stage pressure range	bar/Mpa	0-200 / 0-20	0-200 / 0-20	0-200 / 0-20
	psi	0 - 2901	0 - 2901	0 - 2901
second stage pressure range	bar/Mpa	200-720 / 20-72	200-720 / 20-72	200-720 / 20-72
	psi	2901 - 10443	2901 - 10443	2901 - 10443
operator type		petrol engine	petrol engine	petrol engine
engine		4 stroke - 4.2 HP - 3.1 kW	4 stroke - 4.2 HP - 3.1 kW	4 stroke - 4.2 HP - 3.1 kW
weight, ready for use	kg	32.0	60.0	90.0
	lb	81,6	143,3	209,4
dimensions (LxWxH)	mm	530 x 370 x 464	554 x 400 x 564	554 x 400 x 700
	in	18.5 x 13.6 x 18.6	19.7 x 15.7 x 22.5	19.7 x 15.7 x 28.2

ASIA		12 W 6 SP	18 W 25 P	18 W 50 P
art no		101.002.113	101.002.119	101.002.114
max. working pressure	bar/Mpa	720 / 72	720 / 72	720 / 72
	psi	10.443	10.443	10.443
capacity oil tank (effective)	cc	6000	25000	50000
	oz	202,9	845,4	1690,7
first stage output / min.	cc	3600	5700	5700
	oz	121,7	192,7	192,7
second stage output / min.	cc	1300	2000	2000
	oz	44,0	67,6	67,6
first stage pressure range	bar/Mpa	0-200 / 0-20	0-200 / 0-20	0-200 / 0-20
	psi	0 - 2901	0 - 2901	0 - 2901
second stage pressure range	bar/Mpa	200-720 / 20-72	200-720 / 20-72	200-720 / 20-72
	psi	2901 - 10443	2901 - 10443	2901 - 10443
operator type		petrol engine	petrol engine	petrol engine
engine		4 stroke - 4.2 HP - 3.1 kW	4 stroke - 4.2 HP - 3.1 kW	4 stroke - 4.2 HP - 3.1 kW
weight, ready for use	kg	33.0	61.0	91.0
	lb	81,6	143,3	209,4
dimensions (LxWxH)	mm	470 x 346 x 472	500 x 400 x 572	500 x 400 x 716
	in	18.5 x 13.6 x 18.6	19.7 x 15.7 x 22.5	19.7 x 15.7 x 28.2

EC VARI PUMPS

electric - remote controlled



Lightbulb icon Holmatro offers two types of Vari pumps that can be used with a pendant controller, allowing you to operate the pump remotely.

Only suitable with double-acting cylinders, a double-acting system.

Features & benefits

- Switch the pump on and off from a distance (safety, sound, overview), as well as extend and retract the connected cylinder or tool.
- In case of a power failure, the oil pressure is maintained
- Protected against pressure drop by a pressure-controlled non-return valve

Required accessories

- Remote-controlled M326 double-acting valve (art. no. 100.182.321)
- Wired Remote Controller (100.151.060)









Standard supplied with

- Protection frame
- Electro control box

		06 W 6 D EC	12 W 12 D EC
art no		100.152.140	100.152.149
max. working pressure	bar/Mpa	720 / 72	720 / 72
	psi	10.443	10.443
capacity oil tank (effective)	cc	6000	12000
	oz	202,9	405,8
number of outputs		1	1
number of stages		2	2
first stage output / min.	cc	1600	3200
	oz	54,1	108,2
second stage output / min.	cc	600	1200
	oz	20,3	40,6
first stage pressure range	bar/Mpa	0 - 200 / 0 - 20	0 - 200 / 0 - 20
	psi	0 - 2901	0 - 2901
second stage pressure range	bar/Mpa	200 - 720 / 20 - 72	200 - 720 / 20 - 72
	psi	2901 - 10443	2901 - 10443
operator type		electric motor	electric motor
engine		230 VAC - 1.1 kW - 50 Hz - 1 Ph	230 VAC - 1.5 kW - 50 Hz - 1 Ph
speed	rpm	1450	2850
weight, ready for use	kg	43,0	53,0
	lb	94,8	116,8
dimensions (LxWxH)	mm	500 x 388 x 764	500 x 388 x 864
	in	19.7 x 15.3 x 31.1	19.7 x 15.3 x 34

CONTROL VALVES

vari pumps	hydraulic diagram	description	model	art no
		<p>Control valve – Single acting</p> <ul style="list-style-type: none"> • Suitable for single-acting tools • Handle stops in each position • 3-way, 3-position • Not in combination with a vari pump model (name) starting with 18 W • Connection 3/8" NPT female thread (2x) • Max. working pressure: 720 bar 	M 311	100.181.311
		<p>Control valve – Double acting</p> <ul style="list-style-type: none"> • Suitable for double-acting tools • Handle stops in each position • With pressure-controlled non-return valves for securing the load • 4-way, 3-position • Connection: 3/8" NPT female (2x) • Max. working pressure: 720 bar 	M 322	100.181.322
		<p>Control valve – Double acting (dead men's function)</p> <ul style="list-style-type: none"> • Suitable for double-acting tools • Handle with dead man's function, automatically goes to "O" position • With pressure-controlled non-return valves for securing the load • 4-way, 3-position • Connection: 3/8" NPT female (2x) • Max. working pressure: 720 bar 	M 323	100.181.323
		<p>Remote control valve – Double acting</p> <ul style="list-style-type: none"> • Only suitable in combination with EC-version Vari pumps. Contact our sales department for additional information • Suitable for double-acting tools. Valve with electromagnetic control (24 VDC) • With non-return valves for securing the load • 3-position, 4-way valve • Connection: 3/8" NPT female (2x) • Remote control, art no 100.151.060 (to be ordered separately). 4 buttons (on, off, lift and lower) • Max. working pressure: 720 bar • Make sure to add the remote, pendant controller as well: art. no 100.151.060 	M 326	100.182.321
		<p>Single/double acting valve (SADA)</p> <ul style="list-style-type: none"> • For assembly on the vari pump underneath a double-acting valve (M 322, M 323) • This valve makes it possible to drive both single and double acting tools with just one pump • Switch with A + B function (double-acting) or A (single-acting) • Max. working pressure: 720 bar 	M 304	100.172.051
adaptors				
		<p>Pressure gauge connector (for vari pumps)</p> <ul style="list-style-type: none"> • Suitable for single-acting control Valve M 311 • Provided with: 1 x 3/8" NPT female, 1 x 3/8" NPT male and 1/2" NPT female for pressure gauge • Pressure gauge can be placed in an angle of 45° using Elbow, art no 100.581.240 • Max. working pressure: 720 bar 	A 108	100.181.108
		<p>Pressure gauge connection block (for vari pumps)</p> <ul style="list-style-type: none"> • Suitable for double-acting control valves M 322 and M 323 • Supplies pressure to port A or B, dependent on which is highest • Provided with: 1 x 1/2" NPT female • Max. working pressure: 720 bar 	M 308	100.182.308

vari pumps	description	model	art no
	<p>Pressure Control Valve</p> <ul style="list-style-type: none"> • For mounting unto the Pump or unto the connecting plate M 302 (below the connecting block M 301 or below the Valves M 311, M 322, M 323 • Pressure adjustable between 20 and 720 Bars • Max. working pressure: 720 bar 	M 303	100.181.303
	<p>Protection frame (for vari pumps)</p>	-	100.151.056
	<p>Cover plate for <i>protection frame</i> (for vari pumps)</p>	-	100.151.040
pressure gauges	description	model	art no
	<p>Pressure gauge Ø 60mm - A 150 - bar / psi</p> <ul style="list-style-type: none"> • 0 - 720 bars / 0 – 10443 psi • Pointer damped with glycerine • Stainless steel • Housing Ø 60 mm • Connection: ¼" NPT male 	A 150	100.581.036
	<p>Rubber protection cover Ø 60mm</p> <ul style="list-style-type: none"> • Suitable for Ø 60 mm pressure gauges 	-	350.581.152
	<p>Pressure gauge Ø 100mm - A 500 - bar / psi</p> <ul style="list-style-type: none"> • 0 - 720 bars / 0 – 10443 psi • Pointer damped with glycerine • Stainless steel • Housing Ø 100 mm • Connection: ½" NPT male 	A 500	100.582.500
	<p>Rubber protection cover Ø 100mm</p> <ul style="list-style-type: none"> • Suitable for Ø 100 mm pressure gauges 	-	350.581.160
	<p>Digital pressure gauge</p> <ul style="list-style-type: none"> • 0 - 1000 Bars • Peak pressure memory • Connection: ¼" BSP male 	-	150.581.091

FLOWPANELS



FLOWPANELS

(valve blocks)

Control your hydraulic system with the utmost precision

To measure the pressure in your system & easily control a hydraulic system with multiple cylinders, add a Holmatro FlowPanel (valve block, manifold) to your system set-up. Even the heaviest loads can be controlled extremely effectively. For the purpose of ergonomics, the FlowPanel can be assembled on top of your electrical pump unit (vari pump).



Features & benefits

- Excellent control over your load; extremely accurate regulation of oil flow under high pressure
- Regulator valves with comfortable rotary knobs
- Carry-handle positioned above center of gravity

Additional information

- Bar / psi pressure gauges that are easy to read; 45 degrees angle

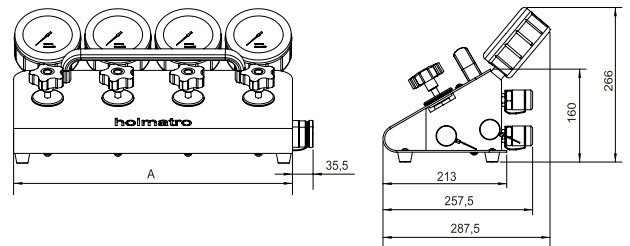


Installation on vari pump with use of Assembly set FlowPanel

art. No 100.182.111: for single acting
art. No 100.182.112: for double acting

Standard supplied with



- Couplers
- Gauges 100 mm Ø



single acting		HMS 2	HMS 4	HMS 6
art no		100.172.050	100.172.047	100.172.054
max. working pressure	bar/Mpa	720 / 72	720 / 72	720 / 72
	psi	10.443	10.443	10.443
number of outlet ports		2	4	6
couplers		yes	yes	yes
pressure gauges		yes	yes	yes
weight, ready for use	kg	9.0	17.8	26.6
	lb	19,8	39,2	58,6
dimension A	mm	238	480	722
	in	9,4	18,9	28,4

double acting		HMD 2	HMD 4	HMD 6
art no		100.172.044	100.172.041	100.172.057
max. working pressure	bar/Mpa	720 / 72	720 / 72	720 / 72
	psi	10.443	10.443	10.443
number of outlet ports		2	4	6
couplers		yes	yes	yes
pressure gauges		yes	yes	yes
weight, ready for use	kg	10.0	19.4	29.1
	lb	22	43,4	64,2
dimension A	mm	238	480	722
	in	9,4	18,9	28,4

ASSEMBLY SETS FOR FLOWPANELS

	description	model	art no
	Assembly Set Flowpanel for Vari Pump	HMS - Single acting	100.182.111
	Assembly Set Flowpanel for Vari Pump	HMD - Double Acting	100.182.112

HOSES



EXTENSION HOSES



When working with high pressure hydraulics 700 Bar / 10.000 psi safety comes first. All Holmatro hoses are suitable for 700Bar working pressure. Our hoses are designed on a 4:1 safety ratio. All hoses are individually tested during the production proces.

 **Make sure to always have a pressure relief tool available with you!**

Holmatro hose suitable for 720 Bar / 10.000 psi equipped with both male and female couplers. **This way, you can always connect hoses and easily extend you hose lengths.**

Features & benefits

- Suitable for high pressure hydraulics / max 720Bar working pressure
- Anti-kink spring on both sides

Standard supplied with

- Hose connection A = A 118 female coupler
- Hose connection B = A 119 male coupler
- Already filled with oil

specifications		VL 1 SOU	VL 2 SOU	VL 3 SOU	VL 5 SOU	VL 10 SOU
art no		100.572.301	100.572.302	100.570.294	100.572.305	100.572.310
max. working pressure	bar/Mpa	720 / 72	720 / 72	720 / 72	720 / 72	720 / 72
	psi	10.443	10.443	10.443	10.443	10.443
color		orange	orange	orange	orange	orange
hose connection A		A 119	A 119	A 119	A 119	A 119
hose connection B		A 118	A 118	A 118	A 118	A 118
length	m	1	2	3	5	10
	ft	3	7	10	16	33

specifications		VL 15 SOU	VL 20 SOU
art no		100.572.315	100.572.320
max. working pressure	bar/Mpa	720 / 72	720 / 72
	psi	10.443	10.443
color		orange	orange
hose connection A		A 119	A 119
hose connection B		A 118	A 118
length	m	15	20
	ft	49	66

STANDARD HOSES



When working with high pressure hydraulics 700 Bar / 10.000 psi safety comes first. All Holmatro hoses are suitable for 700Bar working pressure. Our hoses are designed on a 4:1 safety ratio. All hoses are individually tested during the production proces.



Make sure to always have a pressure relief tool available with you!

Features & benefits

- Suitable for high pressure hydraulics / max 720Bar working pressure
- Anti-kink spring on both sides

Standard supplied with

- Hose connection A = 3/8" NPT male
- Hose connection B = A 119 male coupler
- Already filled with oil

specifications		H 1 SOU	H 2 SOU	H 3 SOU	H 5 SOU	H 10 SOU
art no		100.572.101	100.572.102	100.572.103	100.572.105	100.572.110
max. working pressure	bar/Mpa	720 / 72	720 / 72	720 / 72	720 / 72	720 / 72
	psi	10.443	10.443	10.443	10.443	10.443
color		orange	orange	orange	orange	orange
hose connection A		3/8" NPT male	3/8" NPT male	3/8" NPT male	3/8" NPT male	3/8" NPT male
hose connection B		A 119	A 119	A 119	A 119	A 119
length	m	1	2	3	5	10
	ft	3	7	10	16	33

SINGLE HOSES



When working with high pressure hydraulics 700 Bar / 10.000 psi safety comes first. All Holmatro hoses are suitable for 700Bar working pressure. Our hoses are designed on a 4:1 safety ratio. All hoses are individually tested during the production proces.

 **Make sure to always have a pressure relief tool available with you!**

Features & benefits

- Suitable for high pressure hydraulics / max 720Bar working pressure
- Anti-kink spring on both sides

Standard supplied with

- Hose connection A = 3/8" NPT male
- Hose connection B = 3/8" NPT male
- Already filled with oil

specifications		H 1 SO	H 2 SO	H 3 SO	H 5 SO	H 10 SO
art no		100.571.101	100.571.102	100.571.103	100.571.105	100.571.110
max. working pressure	bar/Mpa	720 / 72	720 / 72	720 / 72	720 / 72	720 / 72
	psi	10.443	10.443	10.443	10.443	10.443
color		orange	orange	orange	orange	orange
hose connection A		3/8" NPT male	3/8" NPT male	3/8" NPT male	3/8" NPT male	3/8" NPT male
hose connection B		3/8" NPT male	3/8" NPT male	3/8" NPT male	3/8" NPT male	3/8" NPT male
length	m	1	2	3	5	10
	ft	3	7	10	16	33

HYDRAULIC SYSTEM COMPONENTS









olmatro
hydraulic jacks, tools and pumps


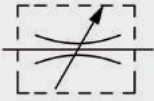

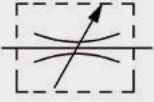



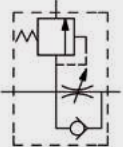

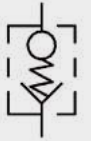



holmatro
Model: M 322
Articleno.: 100.181.322
Manufactured: 2023-06
Allow.press: Ps: 72MPa














COUPLERS

couplers	description	model	art no
	Female coupler incl. dust cover <ul style="list-style-type: none"> • Connection: 3/8" NPT, male • Fits: A 119 • Max. working pressure: 720 bar 	A 118	100.181.118
	Male coupler incl. dust cover <ul style="list-style-type: none"> • Connection: 3/8" NPT, female • Fits: A 118, A 134 N and A 418 • Max. working pressure: 720 bar 	A 119	100.181.119
	Female coupler incl. pressure release valve <ul style="list-style-type: none"> • Adjusted to ca. 750 Bars • Connection: 3/8" NPT, male • Fits: A 119 • Max. working pressure: 720 bar 	A 418	100.181.418
	Female coupler incl. non return valve <ul style="list-style-type: none"> • Suitable for hose rupture security • Not to be used with double-acting systems • Connection: 3/8" NPT, male • Fits: A 119 • Max. working pressure: 720 bar 	A 134 N	100.181.434
	Dust cap – female coupler <ul style="list-style-type: none"> • With fixing thread • Fits: A 118 • Max. working pressure: 720 bar 	A 118 SK	100.181.828
	Dust cap – male coupler <ul style="list-style-type: none"> • With fixing thread • Fits: A 119 • Max. working pressure: 720 bar 	A 119 SK	100.181.829
	Pressure release valve – female <ul style="list-style-type: none"> • For reducing any remnant pressure • Suitable for: A 118 • Max. working pressure: 720 bar 	A 118	100.181.840
	Pressure release valve – male <ul style="list-style-type: none"> • For reducing any remnant pressure • Suitable for: A 119 • Max. working pressure: 720 bar 	A 119	100.181.841

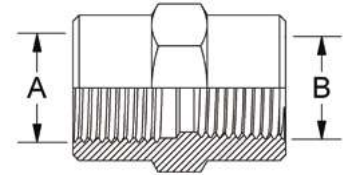
valves	hydraulic diagram	description	model	art no
		Needle valve <ul style="list-style-type: none"> For accurate control of the oil flow, also under maximum pressure Connection: 3/8" NPT female (2x) Max. working pressure: 720 bar 	A 109 N	100.581.609
		Needle valve <ul style="list-style-type: none"> For accurate control of the oil flow, also under maximum pressure Connection: 3/8" NPT male and 3/8" NPT female Max. working pressure: 720 bar 	A 130	100.181.130
		Ball valve <ul style="list-style-type: none"> Very suitable for quick shut-off valve (open-close) Can be operated under maximum pressure Connection: 3/8" NPT female (2x) Max. working pressure: 720 bar 	A 195	100.581.200
		Breaking safety / load security valve <ul style="list-style-type: none"> Protects against sudden pressure drop in the supply pipe, for example in case of hose rupture To be mounted between pump and cylinder as close to the cylinder as possible Provided with pressure relief valve, set at 830 bars While pumping: valve closed, safety valve active For relief: open valve, safety valve not active Connection: 3/8" NPT female and 3/8" NPT male Max. working pressure: 720 bar 	A 110	100.181.110
		Female coupler incl. non return valve <ul style="list-style-type: none"> Suitable for hose rupture security Not to be used with double-acting systems Connection: 3/8" NPT, male Fits: A 119 Max. working pressure: 720 bar 	A 134 N	100.181.434



ACCESSORIES HYDRAULICS

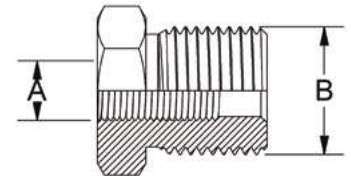
accessories hydraulics	description	model	art no
	Manifold A 125 - 3/8" NPT female (5X) • Max. working pressure: 720 bar	A 125	100.181.125
	T-Piece - 3/8" NPT female (3X) • Max. working pressure: 720 bar	-	100.001.010
	Connection block Y - 3/8" NPT female (3X) • Max. working pressure: 720 bar	-	100.182.104
	Cross piece - 3/8" NPT female (4X) • Max. working pressure: 720 bar	-	100.581.139
	Elbow - 45° - 1/2" NPT female - 1/2" NPT male • Max. working pressure: 720 bar	-	100.581.240
	Elbow - 45° - 3/8" NPT female - 3/8" NPT male • Max. working pressure: 720 bar	-	100.581.114
	Elbow - 90° - 3/8" NPT female - 3/8" NPT male • Max. working pressure: 720 bar	-	100.581.113
	Elbow - 90° - 3/8" NPT male (2X) • Max. working pressure: 720 bar	-	100.581.213
	Filler plug- 3/8" NPT male • Max. working pressure: 720 bar	-	100.581.105
	4 pins spanner set • Max. working pressure: 720 bar	-	100.581.132
	Multiseal 1/4" BSP • Max. working pressure: 720 bar	-	150.581.230

connection socket



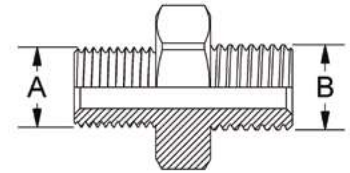
specifications		connection socket	connection socket	connection socket
art no		100.581.238	150.581.228	100.581.102
max. working pressure	bar/Mpa	720 / 72	720 / 72	720 / 72
	psi	10.443	10.443	10.443
thread A		1/4" NPT	1/4" NPT	3/8" NPT
thread B		1/4" NPT	1/4" BSP	3/8" NPT

reducing bushing



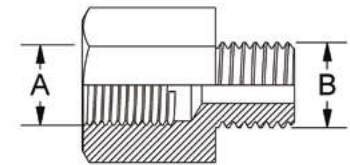
specifications		reducing bushing	reducing bushing
art no		100.581.128	100.581.103
max. working pressure	bar/Mpa	720 / 72	720 / 72
	psi	10.443	10.443
thread A		1/4" NPT	3/8" NPT
thread B		3/8" NPT	1/2" NPT

nipple










specifications		nipple	nipple	nipple
art no		150.581.218	150.581.216	100.581.101
max. working pressure	bar/Mpa	720 / 72	720 / 72	720 / 72
	psi	10.443	10.443	10.443
thread A		1/4" BSP	1/4" BSP	3/8" NPT
thread B		3/8" NPT	1/4" BSP	3/8" NPT

connector



specifications		connector	connector	connector	nipple	nipple
art no		150.000.398	100.581.235	150.581.217	100.581.107	100.581.104
max. working pressure	bar/Mpa	720 / 72	720 / 72	720 / 72	720 / 72	720 / 72
	psi	10.443	10.443	10.443	10.443	10.443
thread A		1/4" BSP	1/4" BSP	3/8" NPT	3/8" NPT	1/2" NPT
thread B		3/8" NPT	3/8" BSP	1/4" BSP	1/4" NPT	3/8" NPT

oils	description	model	art no
	Hydraulic oil ECO Power, DIN 51524.3 HVLP, bottle 1 litre <ul style="list-style-type: none"> • Standard oil for all Holmatro motor pumps • Fully mineral oil • Optimum lubricating properties • Excellent protection against wear and corrosion • Up to 3x longer service life than the leading hydraulic oils 	ISO VG 36 - 1L	180.000.857
	Hydraulic oil ECO Power, DIN 51524.3 HVLP, bottle 5 litres <ul style="list-style-type: none"> • Standard oil for all Holmatro motor pumps • Fully mineral oil • Optimum lubricating properties • Excellent protection against wear and corrosion • Up to 3x longer service life than the leading hydraulic oils 	ISO VG 36 - 5L	180.000.815
	Hydraulic oil ECO Power, DIN 51524.3 HVLP, drum 60 litres <ul style="list-style-type: none"> • Standard oil for all Holmatro motor pumps • Fully mineral oil • Optimum lubricating properties • Excellent protection against wear and corrosion • Up to 3x longer service life than the leading hydraulic oils 	ISO VG 36 - 60L	130.103.025
	Hydraulic oil ECO Power, DIN 51524.3 HVLP, drum 208 litres <ul style="list-style-type: none"> • Standard oil for all Holmatro motor pumps • Fully mineral oil • Optimum lubricating properties • Excellent protection against wear and corrosion • Up to 3x longer service life than the leading hydraulic oils 	ISO VG 36 - 208L	180.001.543
	Hydraulic oil ECO Power, DIN 51524.3 HVLP, bottle 1 litre <ul style="list-style-type: none"> • Standard oil for all Holmatro tools and hand pumps • Fully mineral oil • Optimum lubricating properties • Excellent protection against wear and corrosion • Up to 3x longer service life than the leading hydraulic oils 	ISO VG 15 - 1L	100.581.051
	Hydraulic OIL ECO Power, DIN 512524.3 HVLP, bottle of 5 litres <ul style="list-style-type: none"> • Standard oil for all Holmatro tools and hand pumps • Fully mineral oil • Optimum lubricating properties • Excellent protection against wear and corrosion • Up to 3x longer service life than the leading hydraulic oils 	ISO VG 15 - 5L	100.581.055
	Motor oil, API SJ/CH-4, bottle 0.6 litre <ul style="list-style-type: none"> • Very good detergent and dispersant • Optimum protection against wear, corrosion and foam • High and stable viscosity • Low sulphate ash content 	0 W 30	150.581.103



OTHER (LIFTING) TOOLS



TOE JACK MACHINE LIFTING

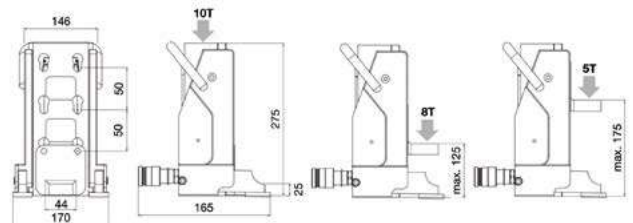
spring return



To lift heavy machinery. Ideal for lifting, moving heavy equipment with a limited space.

Features & benefits

- Toe height adjustable in 3 positions: 25, 100 and 175 mm
- Protected against ejection of the plunger
- Telescopic support legs
- Duplex Power Coating makes the plunger corrosion-resistant
- Duo Power Ring; seal and bearing for long life span



Hydraulic pumps	44
Hydraulic hoses	69
System components	73

specifications		HMJ 10 S 15 U
art no		100.062.004
max. working pressure	bar/mpa	720 / 72
	psi	10.443
tonnage	t	10
min. insertion space	mm	
	in	
stroke	mm	145
	in	5,7
closed height	mm	275
	in	10,8
capacity (head)	kN/t	100 / 10.2
capacity (toe), min.	kN/t	49 / 5
capacity (toe), max.	kN/t	78.5 / 8
required oil content (effective)	cc	208
	oz	1,2
return type		spring
connection		A 118
weight, ready for use	kg	18.5
	lb	2,9

TOE JACK

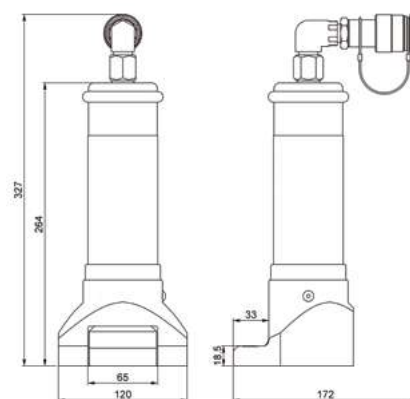
spring return



To lift heavy machinery. Ideal for lifting, moving heavy equipment with a limited space.

Features & benefits

- Anti-skid profile on the toe
- Usable in all positions
- Compact construction, low weight
- Minimum tip clearance 18.5 mm
- Toe can be rotated 360°



Hydraulic pumps	44
Hydraulic hoses	69
System components	73

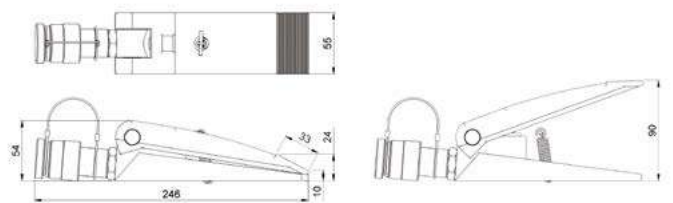
specifications		TJ 8 S 13
art no		100.112.102
max. working pressure	bar/mpa	720 / 72
	psi	10.443
tonnage	t	8
stroke	mm	130
	in	5,1
closed height	mm	319
	in	12,6
capacity (toe), min.	kN/t	88.3 / 9
required oil content (effective)	cc	207
	oz	7,0
return type		spring
connection		A 118
weight, ready for use	kg	6.5
	lb	14,3

WEDGE

spring return



Holmatro hydraulic wedges, otherwise known as spreaders or lifting wedges, are used to lift heavy loads or to separate parts of a construction from one another. The shape of the hydraulic wedge makes it possible to use it with a minimal insertion space (6 to 9 mm). There are hydraulic (lifting) wedges that only lift vertically and wedges that can be used in all positions. Hydraulic wedges are lightweight and compact and can therefore be used in small spaces where it is not possible to use other lifting mechanisms.



Features & benefits

- Compact
- Lightweight
- Anti-skid profile on wedge arms
- Usable in all positions

Hydraulic pumps	44
Hydraulic hoses	69
System components	73

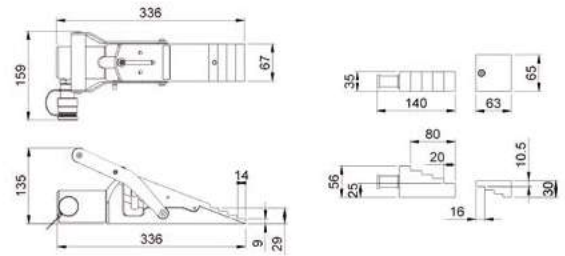
specifications		HW 1000
art no		100.562.009
max. working pressure	bar/mpa	720 / 72
	psi	10.443
tonnage	t	1
min. insertion space	mm	15
	in	0,6
lifting stroke	mm	90
	in	3,5
max. spreading force	kN/t	156,6 / 16
required oil content (effective)	cc	75
	oz	0,3
return type		spring
weight, ready for use	kg	8.8
	lb	4.6

VERTICAL LIFTING WEDGE

spring return



Holmatro hydraulic wedges, otherwise known as spreaders or lifting wedges, are used to lift heavy loads or to separate parts of a construction from one another. The shape of the hydraulic wedge makes it possible to use it with a minimal insertion space (5 to 10 mm). There are hydraulic (lifting) wedges that only lift vertically and wedges that can be used in all positions. Hydraulic wedges are lightweight and compact and can therefore be used in small spaces where it is not possible to use other lifting mechanisms.



Features & benefits

- 100% vertical lifting movement; prevents misalignment of the load
- Automatic mechanical retraction of lifting plate
- Minimum insertion space of 9 mm
- Vertical lifting stroke of 20 mm at each step

Standard supplied with

- Safety block
- Step block
- Grease pistol
- Grease cartridge Molycote®
- Plastic carrying / storage box

Hydraulic pumps	44
Hydraulic hoses	69
System components	73

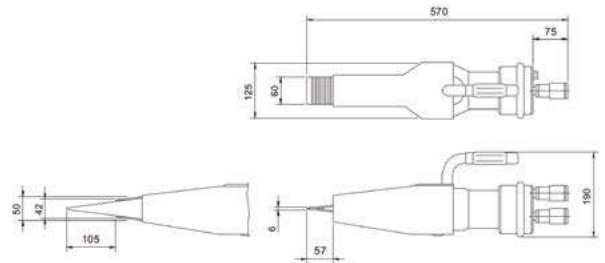
specifications		HVLW 16 S 2
art no		100.112.104
max. working pressure	bar/mpa	720 / 72
	psi	10.443
tonnage	t	16
min. insertion space	mm	9
	in	0,4
lifting stroke	mm	20
	in	0,8
max. spreading force	kN/t	156.6 / 16
required oil content (effective)	cc	75
	oz	2,5
return type		spring
weight, ready for use	kg	8.8
	lb	19,4

WEDGE

hydraulic return



Holmatro hydraulic wedges, otherwise known as spreaders or lifting wedges, are used to lift heavy loads or to separate parts of a construction from one another. The shape of the hydraulic wedge makes it possible to use it with a minimal insertion space (5 to 10 mm). There are hydraulic (lifting) wedges that only lift vertically and wedges that can be used in all positions. Hydraulic wedges are lightweight and compact and can therefore be used in small spaces where it is not possible to use other lifting mechanisms.



Features & benefits

- Minimum insertion space of 6 mm
- Compact construction
- Low weight
- Anti-skid profile on wedge arms
- Usable in all positions

Hydraulic pumps	44
Hydraulic hoses	69
System components	73

specifications		HWJ 25 U
art no		100.102.021
max. working pressure	bar/mpa	720 / 72
	psi	10.443
tonnage	t	24
min. insertion space	mm	6
	in	0,2
lifting stroke	mm	51
	in	2,0
max. spreading force	kN/t	235,4 / 24
required oil content (press)	cc	328
	oz	11,1
required oil content (retract)	cc	217
	oz	7,0
return type		hydraulic
weight, ready for use	kg	8.1
	lb	17,9

MECHANICAL JACKS

cast iron



Holmatro's range of mechanical tools is produced to withstand tough operating conditions over long periods of time. The sustainable cast iron construction makes the tools suitable for use during welding work and for use under water. Despite these rough conditions, the tools are extremely maintenance-friendly. The parts are practically wear-resistant and the cast iron construction is dust proof. The self-locking property of the fully closed ratchet mechanism prevents entrance of the plunger under the pressure of heavy loads, thus making it even safer during use.

Features & benefits

- Made of cast iron; resistant to continuous heavy operating conditions
- Unique ratchet handle for engagement both wheel and plunger
- Self-locking; for safe working
- Robust; can be used close to welding works and under water
- Low maintenance

Standard supplied with

- Handle Bar

specifications		JJ 1015	JJ 1513	JJ 2513	JJ 3513	JJ 5013
art no		200.401.001	200.401.011	200.401.021	200.401.031	200.401.041
tonnage	t	10	15	25	35	50
stroke	mm	150	125	125	130	130
	in	5,9	4,9	4,9	5,1	5,1
closed height	mm	280	255	255	280	290
	in	11,0	10,0	10,0	11,0	11,4
capacity	kN/t	98.1 / 10	147.2 / 15	245.3 / 25	343.4 / 35	490.5 / 50
material		cast iron	cast iron	cast iron	cast iron	cast iron
weight, ready for use	kg	12.0	12.0	16.0	24.0	31.0
	lb	26,5	26,5	35,3	52,9	68,3

TRAVERSING BEDS

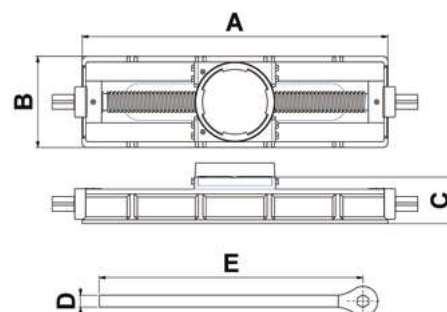
cast iron



Mechanical traversing beds for mechanical jacks. Suitable for smooth horizontal movement of heavy loads.

Features & benefits

- Made of cast iron; resistant to continuous heavy operating conditions
- Screw shaft and handle bar; for easy operating
- Self-locking; for safe working
- Robust; can be used close to welding works and under water
- Low maintenance



specifications		TB 2530	TB 5045
art no		200.102.010	200.102.015
suitable for jack		JJ 2513	JJ 5013
max. horizontal displacement	mm	300	450
	in	11,8	18
material		cast iron	cast iron
weight, ready for use	kg	25.0	66.0
	lb	55,1	145,5
dimension A	mm	470	670
	in	18,5	26,4
dimension B	mm	185	220
	in	7,3	8,7
dimension C	mm	90	128
	in	3,5	5,0
dimension D	mm	30	30
	in	1,2	1,2
dimension E	mm	600	600
	in	23,6	23,6

MECHANICAL PULLING JACK

cast iron



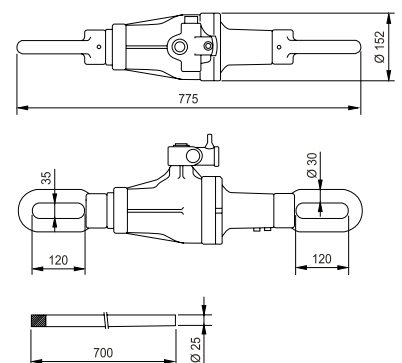
The Pulling Jack is part of Holmatro's range of mechanical tools and is produced to withstand tough operating conditions over long periods. The durable cast iron construction makes the tools suitable for use during welding work and under water. Despite these rough conditions, the tools are extremely maintenance-friendly. The parts are particularly wear-resistant and the cast iron construction is dust proof. The self-braking property of the fully closed ratchet mechanism prevents entrance of the plunger under the pressure of heavy loads, thus making it even safer during use.

Features & benefits

- Made of cast iron; resistant to continuous heavy operating conditions
- Unique ratchet handle for engagement both wheel and plunger
- Self-locking; for safe working
- Robust; can be used close to welding works and under water
- Low maintenance

Standard supplied with

- Handle Bar



specifications		PL 2510
art no		200.421.001
tonnage	t	25
stroke	mm	100
	in	3,9
retracted length	mm	775
	in	30,5
capacity	kN/t	245.3 / 25
material		cast iron
weight, ready for use	kg	32.0
	lb	70,5

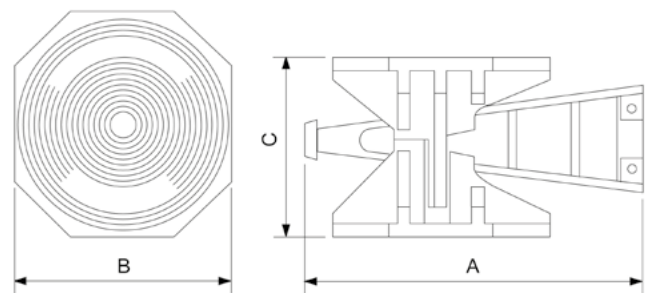
SHIP WEDGES



Holmatro ship wedges are made of cast iron and used at shipyards to support a ship during a longer period. They're resistant to welding work and need little maintenance. The quick release ship wedges can support a static load of 50 tons and 80 tons, releasing is possible even when they are overloaded. The construction of the wedge makes it possible to release them with a single hammer-blow.

Features & benefits

- Unloads in one go with maximum load
- Robust; resistant to continuous heavy operating conditions
- Can be used close to welding works
- Low maintenance



specifications		W 50	W 80
art no		500.501.050	500.501.080
max. height	mm	225	340
	in	8,9	13,4
min. height	mm	190	275
	in	7,5	10,8
capacity	kN/t	490.5 / 50	784.8 / 80
weight, ready for use	kg	29.0	64.5
	lb	63,9	142
dimension (AxBxC)	mm	390 x 255 x 200	570 x 345 x 275
	in	15.4 x 10 x 7.9 in	22.4 x 13.6 x 10.8 in

MULTI-PURPOSE CYLINDER SET

Industrial Kit













A comprehensive maintenance package consisting of a range of Industrial hydraulic tools & accessories. This pre-defined set empowers you to effortlessly configure a unique tool for a multitude of applications, including lifting, lowering, pushing, pulling, pressing, and spreading.











Additional information

Consult the user manual before fitting cylinder accessories to these cylinders. The maximum working pressure and total construction length is restricted when using cylinder accessories.

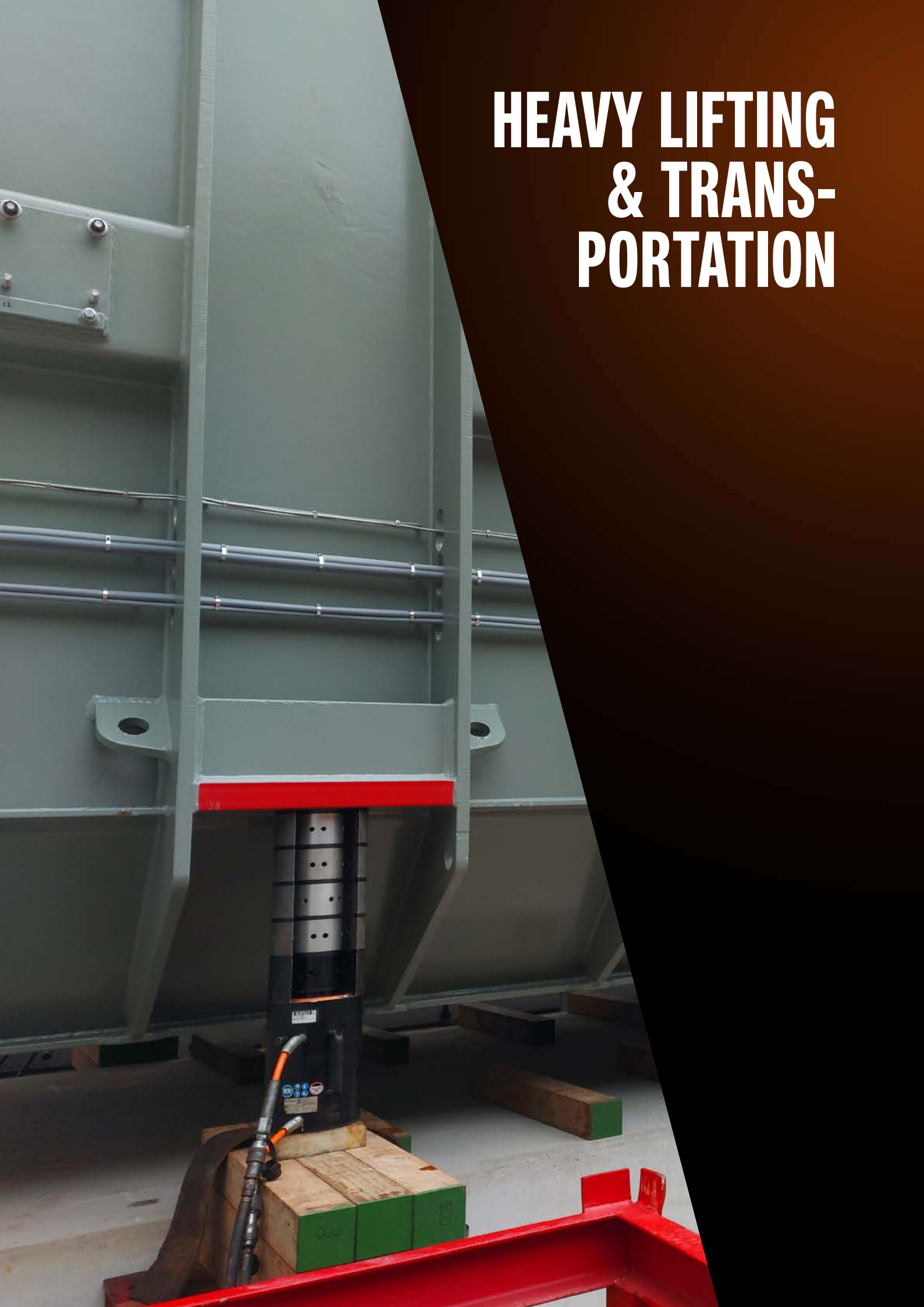
specifications		10 M
art no		100.062.003
return type		spring
material		steel
weight, ready for use	kg	44.0
	lb	97
dimension A	mm	782
	in	30,8
dimension B	mm	287
	in	11,3
dimension C	mm	171
	in	6,7

tools	description	model	art no	#
	Holmatro Multipurpose Cylinder – HGC High quality Multi Purpose Cylinder. Fitted with unique features that considerably lengthen its life span and service life. Offers appropriate solutions for the most varied applications. Holmatro Multi Purpose Cylinders are available in different capacities and with different stroke lengths.	HGC 10 S 5	100.112.219	2
	Holmatro Multipurpose Cylinder – HGC High quality Multi Purpose Cylinder. Fitted with unique features that considerably lengthen its life span and service life. Offers appropriate solutions for the most varied applications. Holmatro Multi Purpose Cylinders are available in different capacities and with different stroke lengths.	HGC 10 S 15	100.112.221	1
	Hydraulic wedge, spring return <ul style="list-style-type: none"> • To lift a load from a flat surface where there is a minimum insertion space available • Highly suitable to carry out maintenance in places that are difficult to access • Applications: lifting machines, dismantling and assembly, adjustment and alignment 	HW 1000	100.562.009	1
	Extension tube <ul style="list-style-type: none"> • Suitable for HGC 10 cylinders • Length: 125 mm • Thread size: 1¼" NPT male (2x) • Max. working pressure: 360 bar 	125 - HGC 10	100.002.984	4
	Extension tube <ul style="list-style-type: none"> • Suitable for HGC 10 cylinders • Length: 250 mm • Thread size: 1¼" NPT male (2x) • Max. working pressure: 360 bar 	250 - HGC 10	100.002.985	1
	Extension tube <ul style="list-style-type: none"> • Suitable for HGC 10 cylinders • Length: 500 mm • Thread size: 1¼" NPT male (2x) • Max. working pressure: 360 bar 	500 - HGC 10	100.002.987	1
	Extension tube <ul style="list-style-type: none"> • Suitable for HGC 10 cylinders • Length: 750 mm • Thread size: 1¼" NPT male (2x) • Max. working pressure: 360 bar 	750 - HGC 10	100.002.989	1
	Connection socket <ul style="list-style-type: none"> • To connect 2 extension tubes • Suitable for HGC 10 cylinders • Thread size: 1¼" NPT female (2x) • Max. working pressure: 360 bar 	HGC 10	100.002.980	1
	Connection nipple <ul style="list-style-type: none"> • To connect accessories to cylinders • Suitable for HGC 10 cylinders • Thread size: 1¼" NPT male (2x) • Max. working pressure: 360 bar 	HGC 10	100.002.982	1
	Round base plate <ul style="list-style-type: none"> • To mount on bottom side of cylinder • Suitable for HGC 10 cylinders • Thread size: 1¼" NPT female • Max. working pressure: 360 bar 	HGC 10	100.002.978	1

SET PARTS

parts	description	model	art no	#
	<p>Cross head</p> <ul style="list-style-type: none"> • To provide better grip • Suitable for HGC 10 cylinders • Thread size: 1¼" NPT female • Max. working pressure: 360 bar 	HGC 10	100.002.966	1
	<p>Wedge head</p> <ul style="list-style-type: none"> • For spreading • Suitable for HGC 10 cylinders • Thread size: 1¼" NPT female • Max. working pressure: 360 bar 	HGC 10	100.002.968	1
	<p>Cylinder toe</p> <ul style="list-style-type: none"> • Suitable for HGC 10 cylinders • Thread size: 2¼"-14 UNS female • Max. working pressure: 144 bar 	HGC 10	100.002.992	1
	<p>Plunger toe</p> <ul style="list-style-type: none"> • Suitable for HGC 10 cylinders • Thread size: 1¼" NPT female • Max. working pressure: 144 bar 	HGC 10	100.002.991	1
	<p>Cylinder body adapter</p> <ul style="list-style-type: none"> • Suitable for HGC 10 cylinders • Thread size: 1¼" NPT female • Max. working pressure: 360 bar • Standard supplied with 2x bolt M8x16 	HGC 10	100.002.969	1
	<p>Plunger Adapter</p> <ul style="list-style-type: none"> • Suitable for HGC 10 cylinders • Thread size: 1¼" NPT male - 1"-8 UNC male • Max. working pressure: 360 bar 	HGC 10	100.002.964	1
	<p>PA handpump</p> <p>The PA 04 H 2 is the most compact, single acting, 2 stage hand pump in the hand pump range. The pump is ergonomically designed, has a robust, compact construction, is service- and maintenance-friendly and combines a low operating force with a high oil output. This all combined with a range of handy features makes this pump a worthwhile asset for you and your tools.</p> <p>This pump is ideal when you are working with smaller hydraulic tools and you want to profit from a very high oil output in the first stage (up to 45 bar) to speed things up.</p>	PA 04 H 2	100.142.033	1
	<p>Hose with male coupler – 2 meters</p>	H 2 SOU	100.572.102	1
	<p>Pressure gauge set (Ø 60) - PA pump 04/09</p> <ul style="list-style-type: none"> • 0-720 bars • Pointer damped with glycerine • Stainless steel • Housing Ø 63 mm • Including rubber protection cover • Connection: ¼" NPT male 	-	100.182.213	1
	<p>Steel storage case – Industrial Kit</p>	-	150.581.001	1

HEAVY LIFTING & TRANSPORTATION



RING CLIMBING CYLINDER SET





We aim to provide our customers with the best suitable and safe solution for their applications. Our Ring Climbing Cylinder set is the perfect example of product development, based on customer needs. In this case; the need for a safer, ergonomic and time efficient solution to handle heavy loads, in locations with limited access.



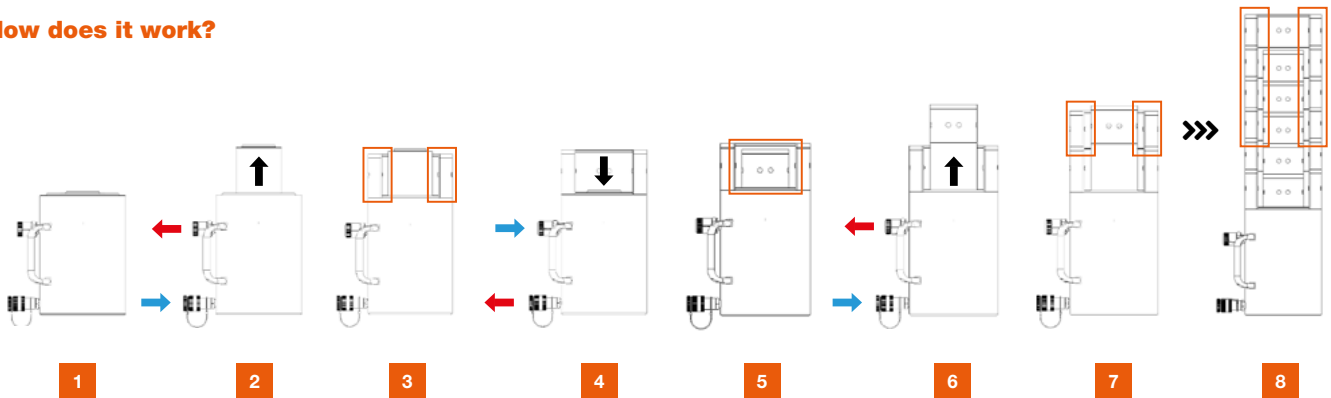
Features & benefits

- The Ring climbing cylinder sets allow you to execute challenging lifting operations, in limited space.
- Safely achieve a lifting height of up to 600mm
- Less need for stacking wood, filler blocks
- Small footprint
- Light weight; ergonomic
- Lifting & securing the load; safe

specifications		HARC 100H13
art no		101.003.014
max. working pressure	bar/mpa	720 / 72
	psi	10,443
tonnage	t	100
stroke	mm	130
	in	5,1
closed height	mm	300
	in	11,8
capacity	kN/t	1030,6/ 105,1
effective pressure area (press)	cm ²	143,1
	in ²	22,2
effective pressure area (retract)	cm ²	56,5
	in ²	8,8
required oil content (press)	cc	1860
	oz	62,9
required oil content (retract)	cc	735
	oz	24,9
connection		A 118
cylinder type		ring climbing
acting type		double
return type		hydraulic
material		aluminum
weight, ready for use	kg	23
	lb	50,7

stacking rings		Filling height	Art. no.	Reg. qty.
	Stacking ring, anodize black	100	101.001.625	6
Insert blocks		Filling height	reg. qty.	
	Start -> Start Insert block, anodize clear	80	101.002.966	1
	Insert block, anodize black	100	101.002.965	4
Acc			reg. qty.	
	Fork; to safely place the stacking rings		150.001.856	1

We advise 4 sets + 1 spare set (to avoid down time).

How does it work?**Feedback from our customers:**

"This product enables us to save a lot of handling and support material time."

"Best Holmatro product ever!"

"Light weight and very user friendly. Really ergonomic."

"Stack Rings, not Wood!"

"These sets are always in use."

"ROI is lower due to quicker way of working compared to standard climbing cylinders."

"The ideal hydraulic system to unload from SPMT to foundation."

"We should have had these 10 years earlier!"

The sets were designed & developed in close cooperation with heavy lifting specialist Mammoet;

"We regularly carry out projects for an energy producer where we have to replace 3 transformers. This means we have to move 6 transformers in a few days, according to a schedule agreed in advance with the customer". He concluded, "Holmatro's lightweight aluminum cylinders significantly reduce physical labor, making work much more enjoyable, resulting in a positive effect on health, ergonomics and safety. But it also saves a lot of time. Holmatro's aluminum cylinders are also regularly used in other projects where there is no time pressure". (Jaap Jan den Boer, project supervisor Mammoet)



SPLIT FLOW PUMP

The Holmatro split flow pump 1.15Q50E/F is a hydraulic pump designed to operate multiple cylinders simultaneously in a synchronized manner. It delivers equal oil flow to all four outlets, ensuring that heavy loads can be lifted or moved safely and evenly. This makes it ideal for applications such as lifting heavy loads with ring-climb cylinders or moving large structures with skid systems.

Split-flow pumps offer efficient, safe, and controlled operation, making them a superior choice over separate pumps when precise synchronization is essential.



Features & benefits

- Pump with 4 separate outlets
- Manual valves for individual or simultaneous operation
- Frequency controller, allows setting the output between 0.46 L/min and 1.15 L/min per outlet
- Manual load lowering valves to control return oil, enabling controlled and stable descent under load

Standard supplied with

- 4/3 valves, manually operated
- Pressure gauges
- Load lowering valves, manually operated
- Frequency controller
- Oil level-temperature switch
- Male A119 & female A118 couplers
- Protection frame + rotatable lifting lugs
- Drip tray

1.15 Q 50 E/F		
art no		101.003.166
max. working pressure	bar/Mpa	720 / 72
	psi	10.443
capacity oil tank (effective)	cc	50000
	oz	1690,7
number of outputs		4
number of stages		1
first stage output / min.	cc	1150
	oz	38,9
first stage pressure range	bar/Mpa	0 - 720 / 0 - 72
	psi	0 - 10.443
operator type		electric motor
engine		400/690 VAC - 5.5kW - 50/60Hz - 3 Ph
speed	rpm	1465
weight, ready for use	kg	325,0
	lb	716,5
dimensions (LxWxH)	mm	920 x 770 x 1247
	in	36.2 x 30.3 x 49.1

SKIDDING SYSTEMS

User-friendly, modular skidding systems for the horizontal movement of heavy loads

Holmatro's Skidding Systems provide reliable and effective solutions for transporting industrial objects of exceptional sizes and weights to their intended locations. With the flexibility and strength of these modular systems, moving heavy loads becomes a manageable and efficient process, offering an alternative to traditional crane-based operations. Thanks to the user friendly modular construction of both systems they are easy to adapt to each load size and project.

200-ton Skidding System – Light weight

This system is **exceptionally lightweight** and designed for loads up to 200 tons. It boasts an **impressively low construction height** and consists of **lightweight components**. Set up can easily be done by two persons; no need for additional lifting tools like a forklift. The 200-ton Skidding System is ideal for moving objects in situations with limited insertion space.

400-ton Skidding System

The 400-ton Skidding System is extremely robust and capable of handling heavy loads, making it suitable for moving very large and heavy objects, such as large transformers. This system's strength ensures **smooth and efficient movement even for highly challenging tasks**.

Features & benefits

- Each system consists of a set of tracks, beams and push-pull units with a push-pull cylinder.
- The load rests on the beams, which move horizontally in the tracks.
- The tracks are fitted with **extremely low-friction sliding pads**.
- The beams are connected to the push-pull units, with **equal pushing and pulling capacity**.
- This allows the system to perform both actions safely and in a controlled manner.
- The push-pull units are connected to a hydraulic pump via hoses.
- This powerful Twin pump has two **equal oil flows** that can be controlled independently.

Pieterjan Van Iseghem, Managing Director Heavy Lifting & Handling:

"The destination in Stonehaven could only be reached via a poorly accessible, narrow and very steep slope. We even had to get the assistance of a dumper truck for the last bit of transportation. Eventually the transformer was unloaded at the right place and positioned on the foundation provided by using cylinders and Holmatro's Skidding System. Without this system we would not have been able to carry out the job so safely and controlled."



SKIDDING SYSTEM - 200 TON

light weight

Holmatro's light weight skidding system offers an **extremely lightweight, fast and easy to set up solution for the horizontal movement** of objects and installations with exceptional sizes and low insertion space. Due to its weight and ergonomic design the light weight skidding system can easily be handled & positioned by just one or two persons, without the need for a forklift or use of extra equipment. **Changing the push or pull direction can be done in a split of a second!** The maximum capacity of the system is 200 tons, assuming two skidding units are used as described in the advised starter kit.

Features & benefits

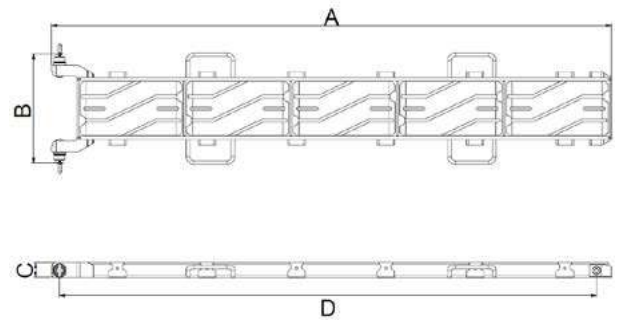
- 200-ton capacity: **2 X 100 ton**
- **Extreme low construction height**; total height is *only* 56 mm / 2.20 inches
 - allows for efficient operation in spaces with limited insertion space.
- Lightweight components with optimally placed grips
 - **Easy to carry, handle, position and assemble by one or two persons** (no forklift needed)
 - Reduces the physical burden
 - Maximum performance at a minimum weight
- **Modular system**
 - Easy to adapt to different load sizes and projects
 - Plug and play; easy to assemble without the use of extra equipment
- Push-pull unit equipped with **equal capacity for both pushing and pulling**;
 - Ability to push or pull the load into position, instead of only pushing
 - Accurate control in both directions
- **Quick Direction Change**: the system's handle allows for a swift change of direction, enabling seamless switching between push and pull directions. **Without repositioning!**
- With an **internal return line** in the push-pull cylinder,
 - The risk of damage to the line is reduced
 - Maintaining equal hose length for ingoing and outgoing oil.
- The push-pull cylinder comes with **integrated safety features**, providing protection against overpressure for enhanced safety during operation.
- High beams form fit the standard beams; in case of loads whereby the contact surface not entirely fits on the front side of the push-pull unit
 - Total load is optimally spread across the entire system
- **Low Sliding Resistance**: sliding pads with an extremely low friction coefficient minimize sliding resistance between tracks and beams, allowing smooth movement during skidding operations.

On the next pages, you will find Holmatro's advised startket kit for 200-tons light weight skidding system.



skid track - 100t - 1800mm

8 pcs



specifications		ST-LW
art no		101.001.843
weight, ready for use	kg	37.5
	lb	82.7

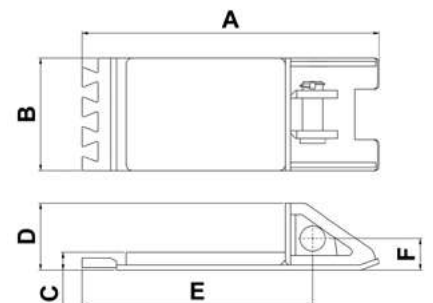
Technical drawing dimensions		
dimension A	mm	1877
	in	73.9
dimension B	mm	385
	in	15.2
dimension C	mm	50
	in	2
dimension D	mm	1800
	in	70.9

Features & benefits

- Length 1800 mm, only 37,5 kg
- Easy set-up by means of snaplocks; no bolts or other tools required
- Easy to replace sliding pads

skid push / pull bracket - 100t

2 pcs



specifications		SPPB-LW
art no		100.003.315
weight, ready for use	kg	9.5
	lb	20.9

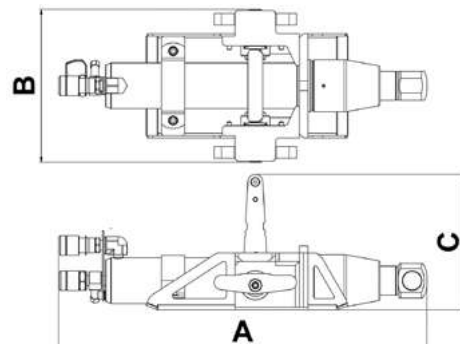
Technical drawing dimensions		
dimension A	mm	472
	in	18.6
dimension B	mm	179
	in	7
dimension C	mm	28
	in	1.1
dimension D	mm	106
	in	4.2
dimension E	mm	366
	in	14.4
dimension F	mm	50
	in	2

Features & benefits

- Interlocks without need of bolts or other tools
- Low height
- Made out of stainless steel

skid push / pull unit - 100t

2 pcs



specifications		SPPU-LW
art no		100.003.366
max. working pressure	bar/mpa	720 / 72
	psi	10.443
tonnage	t	10
stroke	mm	330
	in	13
capacity (press)	kN/t	101.3 / 10.3
capacity (retract)	kN/t	93.9 / 9.6
effective pressure area (press)	cm ²	32.66
effective pressure area (retract)	cm ²	13.54
required oil content (press)	cc	1078
	oz	36.5
required oil content (retract)	cc	447
	oz	15.1
acting type		double
return type		hydraulic
material		steel
weight, ready for use	kg	26.0
	lb	57.3


Technical drawing dimensions		
dimension A	mm	637
	in	25.1
dimension B	mm	264
	in	10.4
dimension C	mm	233
	in	9.2

Features & benefits

- Light weight; only 26 kg
- Easy pinn connection to push/pull bracket
- Quick direction change without repositioning; just flip the lever/handle!
- Internal return line
- Equal pushing & pulling capacity

skid beam - 100t - 1000mm

2 pcs



specifications	SB-LW 1	
art no	100.003.311	
weight, ready for use	kg	15.5
	lb	34.2

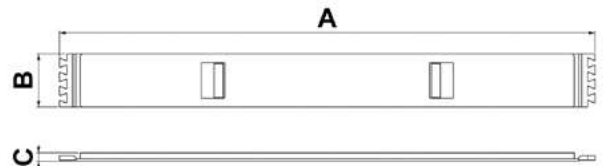
Technical drawing dimensions		
dimension A	mm	1005
	in	39.6
dimension B	mm	179
	in	7
dimension C	mm	28
	in	1.1

Features & benefits

- Interlocks without need of bolts or other tools
- Low height
- Made out of (low friction) stainless steel

skid beam - 100t - 1800mm

2 pcs



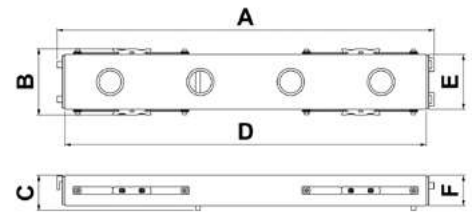
specifications	SB-LW 1.8	
art no	100.003.313	
weight, ready for use	kg	28.5
	lb	62.8

Technical drawing dimensions		
dimension A	mm	1805
	in	71.1
dimension B	mm	179
	in	7
dimension C	mm	28
	in	1.1

Features & benefits

- Interlocks without need of bolts or other tools
- Low height
- Made out of (low friction) stainless steel

skid high beam - 100t - 1200mm (optional) 2 pcs



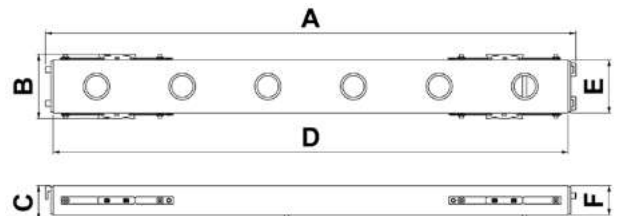
specifications	SHB-LW 1.2	
art no	100.003.427	
weight, ready for use	kg	31.0
	lb	34.2

Technical drawing dimensions		
dimension A	mm	1236
	in	48.7
dimension B	mm	250
	in	9.8
dimension C	mm	115
	in	4.5
dimension D	mm	1184
	in	46.6
dimension E	mm	180
	in	7.1
dimension F	mm	100
	in	3.9

Features & benefits

- Form fit the standard beams (art. No. 100.003.311)
- For even load distribution

skid high beam - 100t - 1800mm (optional) 2 pcs



specifications	SHB-LW 1.8	
art no	100.003.418	
weight, ready for use	kg	44.4
	lb	97.9

Technical drawing dimensions		
dimension A	mm	1796
	in	70.7
dimension B	mm	250
	in	9.8
dimension C	mm	115
	in	4.5
dimension D	mm	1744
	in	68.7
dimension E	mm	180
	in	7.1
dimension F	mm	100
	in	3.9

Features & benefits

- Form fit the standard beams (art. No. 100.003.313)
- For even load distribution

twinpump - 09 T 12 E - trolley 1 pcs



Standard supplied with

- Double acting valves (2x)
- Pressure gauges (2x)
- Couplers
- Pump Trolley

specifications		09 T 12 E / 09 T 12 F*	
art no		100.152.220 / 101.003.032*	
max. working pressure	bar/mpa	720 / 72	
	psi	10.443	
capacity oil tank (effective)	cc	7000	
	oz	236,7	
number of outputs		2	
number of stages		1	
first stage output / min.	cc	900	
	oz	30,4	
first stage pressure range	bar/mpa	0 - 720 / 0 - 72	
	psi	0 - 10.443	

* E = 400V - 50 Hz - 3 Ph, F = 460V - 60 Hz - 3 Ph

specifications		09 T 12 E / 09 T 12 F*	
operator type		electric motor	
engine		400 VAC - 2.2 kW - 50 Hz - 3 Ph	
		460 VAC - 2.2 kW - 60 Hz - 3 Ph*	
speed	rpm	1450	
weight, ready for use	kg	120,0	
	lb	264,6	
dimensions (LxWxH)	mm	700 x 700 x 1390	
	in	27.6 x 27.6 x 54.7	

Features & benefits

- Split flow pump; 2 equal flows for both sides
- Easy, ergonomic transport thanks to the included trolley

extension hose - with couplers - VL 20 SOU - 20m 4 pcs



specifications		VL 20 SOU	
art no		100.572.320	
max. working pressure	bar/mpa	720 / 72	
	psi	10.443	
color		orange	
hose connection A		A 119	
hose connection B		A 118	
length	m	20	
	ft	66	

Safety factors / tests	
hydraulic safety ratio hose	4:1

skid track storage frame - 100t

1 pcs



specifications	STSF-LW
art no	100.182.390

Features & benefits

- Equipped for storage of 10 tracks per frame
- Easy to store after use; stackable with forklift

skid spare sliding pad - 100t

5 pcs per track



specifications	model
art no	101.001.842

Features & benefits

- Including 'sloping entry side' to ensure a fluent load transition
- The grooves in the pads were designed to act both as a dirt drain & wear indicator
- Low friction coefficient of 0.1
- Excellent resistance against indentations

SKIDDING SYSTEM - 400 TON

Holmatro's 400-ton Skidding System consists of robust, shock-resistant parts. The maximum capacity of the system is 400 tons, assuming two skidding units are used. The total construction height is 244 mm (9.61 inches) and can **carry loads over a relatively large unsupported span when the surface is uneven**. The Skidding System is driven by a powerful hydraulic twin (split flow) pump.

Our tracks, with a standard length of 2 meters, are easy to connect to each other using steel pins (no bolted connections). Extremely rigid steel beams with a stainless steel sliding surface are placed in the tracks, which reduces the resistance on the tracks and the chance of bending due to small loads to virtually zero. The push-pull units are fitted with **easily dismantled wings that allow the push or pull direction of the system to be changed quickly**. The cylinders in the push-pull units are connected with hydraulic hoses to a powerful hydraulic pump.

Features & benefits


- 400-ton capacity: **2 X 200 ton**
- Extremely rigid beams; does not bend with small loads
- **Modular system**
 - Easy to adapt to different load sizes and projects
 - Plug and play; easy to assemble without the use of extra equipment
- Push-pull cylinder with **equal capacity for both pushing and pulling**
 - Ability to push or pull the load into position, instead of only pushing
 - Accurate control in both directions
- **900mm gap coverage** at full capacity

Demountable wings; allows for a swift change of direction, enabling seamless switching between push and pull directions.

Without repositioning!

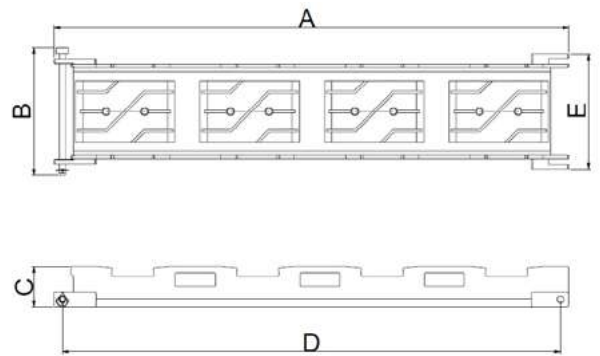
- The push-pull cylinder comes with **integrated safety features**, providing protection against overpressure for enhanced safety during operation.
- **Low Sliding Resistance:** sliding pads with an extremely low friction coefficient minimize sliding resistance between tracks and beams, allowing smooth movement during skidding operations.

On the next pages, you will find Holmatro's advised startket kit for 400-tons light weight skidding system.



skid track - 200t - 2000mm

8 pcs



specifications		ST-S
art no		101.001.829
weight, ready for use	kg	160.0
	lb	352.7

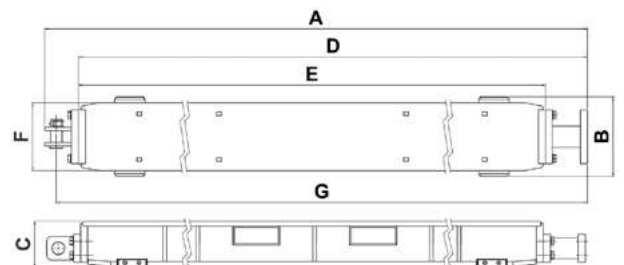
Technical drawing dimensions		
dimension A	mm	2068
	in	81.4
dimension B	mm	510
	in	20.1
dimension C	mm	162
	in	6.4
dimension D	mm	2000
	in	78.7
dimension E	mm	460
	in	18.1

Features & benefits

- Easy set-up by means of pins; no bolts or other tools required
- Equipped with lifting slots for fork lifts
- Easy to replace sliding pads

skid beam - 200t - 2995mm

2 pcs



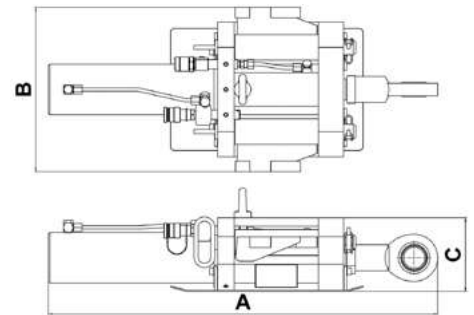
specifications		SB-S
art no		100.002.526
weight, ready for use	kg	416.0
	lb	917.1

Technical drawing dimensions		
dimension A	mm	3045
	in	119.9
dimension B	mm	340
	in	13.4
dimension C	mm	195
	in	7.7
dimension D	mm	2900
	in	114.2
dimension E	mm	2720
	in	107.1
dimension F	mm	290
	in	11.4
dimension G	mm	2995
	in	117.9

Features & benefits

- Easy connection to push-pull unit; no tools required
- Equipped with lifting slots for fork lifts
- Extension with more beams possible

skid push / pull unit - 200t 2 pcs



specifications		SPPU-S	
art no		100.002.510	
max. working pressure	bar/mpa	720 / 72	
	psi	10.443	
tonnage	t	26	
stroke	mm	520	
	in	20,5	
capacity (press)	kN/t	255 / 26	
capacity (retract)	kN/t	267 / 27.2	
effective pressure area (press)	cm ²	56.7	
effective pressure area (retract)	cm ²	37.1	
required oil content (press)	cc	2950	
	oz	99,8	
required oil content (retract)	cc	1929	
	oz	65,2	
acting type		double	
return type		hydraulic	
material		steel	
weight, ready for use	kg	114	
	lb	251,3	

Technical drawing dimensions			
dimension A	mm	926	
	in	36,5	
dimension B	mm	390	
	in	15,4	
dimension C	mm	175	
	in	6,9	

Features & benefits

- Easy pin connection to the beam
- Equal pushing & pulling capacity
- Swift change of direction thanks to demountable wings.

Without repositioning!



twinpump - 09 T 12 E - trolley 1 pcs



Standard supplied with

- Double acting valves (2x)
- Pressure gauges (2x)
- Couplers
- Pump Trolley

specifications		09 T 12 E / 09 T 12 F*	
art no		100.152.220 / 101.003.032*	
max. working pressure	bar/mpa	720 / 72	
	psi	10.443	
capacity oil tank (effective)	cc	7000	
	oz	236,7	
number of outputs		2	
number of stages		1	
first stage output / min.	cc	900	
	oz	30,4	
first stage pressure range	bar/mpa	0 - 720 / 0 - 72	
	psi	0 - 10.443	

* E = 400V - 50 Hz - 3 Ph, F = 460V - 60 Hz - 3 Ph

specifications		09 T 12 E / 09 T 12 F*	
operator type		electric motor	
engine		400 VAC - 2.2 kW - 50 Hz - 3 Ph	
		460 VAC - 2.2 kW - 60 Hz - 3 Ph*	
speed	rpm	1450	
weight, ready for use	kg	120,0	
	lb	264,6	
dimensions (LxWxH)	mm	700 x 700 x 1390	
	in	27.6 x 27.6 x 54.7	

Features & benefits

- Split flow pump; 2 equal flows for both sides
- Easy, ergonomic transport thanks to the included trolley

extension hose - with couplers - VL 20 SOU - 20m 4 pcs



specifications		VL 20 SOU	
art no		100.572.320	
max. working pressure	bar/mpa	720 / 72	
	psi	10.443	
color		orange	
hose connection A		A 119	
hose connection B		A 118	
length	m	20	
	ft	66	

Safety factors / tests	
hydraulic safety ratio hose	4:1

skid track storage frame - 200t

1 pcs



specifications	STSF-S
art no	100.003.255

Features & benefits

- Equipped for storage of 8 tracks per frame
- Easy to store after use; stackable with forklift

skid spare sliding pad - 200t

4 pcs per track



specifications	model
art no	101.000.497

Features & benefits

- Including 'sloping entry side' to ensure a fluent load transition
- The grooves in the pads were designed to act both as a dirt drain & wear indicator
- Low friction coefficient of 0.1
- Excellent resistance against indentations



STEP JACK

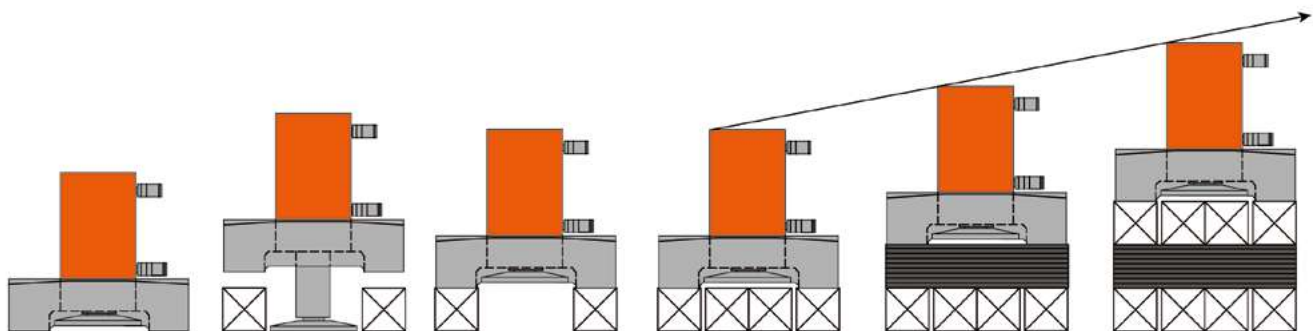


A step jack is a hydraulic cylinder, fitted with a square foot plate, which wooden beams can support. By stacking beams and operating the cylinder, objects can be lifted and supported up to heights of 2-3 meters.

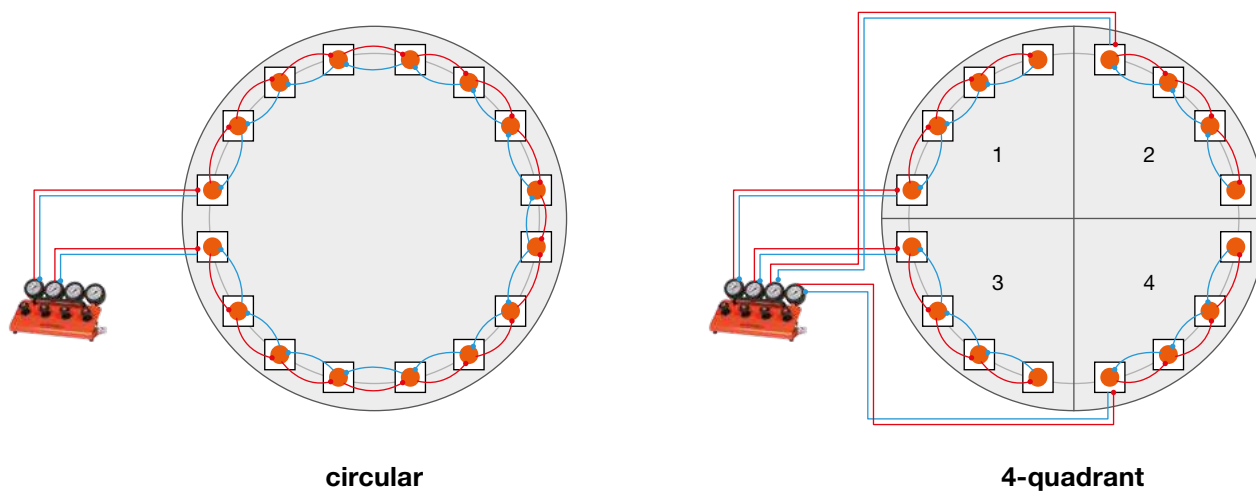
A Holmatro (oil) Step Jack, Storage Tank Lifting system usually contains:

- A set of Step jacks with a capacity of 25, 35-, 50-, 100-, or 200-Ton cylinders
- A set of hydraulic hoses
- Hydraulic pump unit: split flow (high oil tank capacity), including flow panels/control handles to manage the load in a safe & controlled way.

How does it work?



There are two types of step jack configurations commonly used for storage tank lifting: a circular setup and a 4-quadrant setup.



The Holmatro Step Jack System is preferably equipped with flat-face hydraulic quick couplers, ensuring a secure, fast connection. The flat connecting surfaces make the couplers easy to clean and maintain.

The required hoses are supplied in two distinct colours: orange for the pressure side and green for the return side. All orange hoses are fitted with male couplers, while all green hoses are fitted with female couplers. **This colour-coding and coupling configuration ensures an easy, user-friendly, and safe connection of all hoses and components.**



INTERESTED IN OUR STEP JACK SYSTEMS?

Interested in our Step Jack Cylinders & systems? We are available for support. Please scan the QR code to submit your request for more information.



ABOUT US

As a leading Dutch company, Holmatro Hydraulic Solutions operates worldwide in high-pressure hydraulic solutions. Innovation, quality, and extreme customer focus are the foundation of our company. Thanks to our long-standing history and dedication to craftsmanship, we know exactly what our customers need and deliver high-end hydraulic Solutions that combine performance, safety, and reliability.



Mazak QUICK TURN NEXUS 350-II M

holmatro

MAZATROL MATRIX NEXUS

Mazak VOICE ADVISER

MAZATROL MATRIX





LIFTING

For a wide range of industrial markets, our cylinders, pumps, and system components provide controlled force and maximum flexibility, from 5 to 300 tons. All our high-quality and reliable hydraulic Solutions are designed for precision work in industrial applications and are delivered through our global partner network.

HEAVY LIFTING & TRANSPORTATION SYSTEMS

In heavy lifting and transportation, control is key. Our solutions are designed to be safe, reliable, and user-friendly for the construction, installation, and offshore markets. Whether it's lifting, moving, pushing, or pulling, our systems move with the project and ensure efficient and safe handling of heavy loads. For offshore and OEM markets, we provide hydraulic solutions that withstand the most extreme conditions. Thanks to close cooperation with OEM partners, our systems integrate seamlessly into their processes. This way, we strengthen each other's success, regardless of the circumstances.




RERAILING — VEHICLE RECOVERY

We boast over +55 years of experience in designing, developing & producing high-pressure hydraulic tools & systems for both the Industrial and Rescue markets. We constantly challenge ourselves to deliver innovative, reliable, and safe solutions to our customers. This drive led us to explore the world of rerailling & recovery, where we seek to utilize our knowledge and expertise to perform this crucial task with enhanced safety, efficiency, and control, ultimately bringing more cost-effectiveness to operations.

CUTTING

Holmatro is a globally recognized expert in hydraulic cutting solutions, developed for continuous use in tough environments, with safety and ergonomics as starting points. They are widely used in recycling, demolition, production, and decommissioning. Their strength, reliability, and precision make them indispensable for professionals facing challenging cutting tasks.

POWERING INNOVATION TOGETHER



OUR PARTNER NETWORK

At Holmatro Hydraulic Solutions, we strongly believe in the power of joint success. Growing together by means of Partnership, supported by our Partner Program. Combining our +55 years of experience in high-pressure hydraulics with knowledge and expertise of the local market, we can form a winning team. We are proud of our network of dedicated local partners; they give excellent support to our customers with their expertise and knowledge of their market.

'OUR PARTNERSHIP WITH HOLMATRO HAS EXISTED FOR OVER 15 YEARS, AND WE ARE VERY PLEASED WITH THIS PARTNERSHIP AND COOPERATION. HOLMATRO'S PARTNER PROGRAM IS SUPPORTING OUR GROWTH AND CONTINUOUSLY IMPROVING AND EXPANDING OUR BUSINESS.'

One of the main market segments for the Cutting Solutions is the recycling market. Bronneberg is selling, servicing, and taking care of annual certification in the Dutch, Belgian, and German markets for the Holmatro Industrial Cutting Tools.



The Cutting Tools for Industrial applications are specially designed for durable, safe, and ergonomic use for our customers. Together we help to make the recycling industry safer, healthier, and more productive by eliminating unsafe tools like reciprocal saws, flame torches, or angle grinders and keeping the cutters in safe and reliable condition with the Holmatro Premium Service Center approach.'

- Michiel Jegerings, CEO,
Bronneberg B.V.

PREMIUM SERVICE PROGRAM

When working in demanding circumstances with high-pressure hydraulics, safety should always come first!

With +55 years of experience in producing high-pressure hydraulics, we are committed to providing our users with the safest, most reliable, and durable solutions, along with excellent service & great customer care.

Our trusted, local Service partners are vital in creating a safer work environment. Correct & periodic maintenance can prevent unnecessary damage, costs, and unsafe situations. Together, we offer you a complete service program for your Cutting Tools, to ensure safety and increase the lifespan of your tools.

DO YOU FEEL THE PRESSURE TO WORK SAFE?!

Working with 700bar is not to be taken lightly. The Holmatro Testteam gives an animated look on working with high pressure hydraulics. How powerful are hydraulic systems? Where do you have to pay attention to? And how do you identify possible risks? Check out our Testteam videos!

INFERIOR FITTINGS AT 720 BAR



THE POWER OF HYDRAULICS



ALUMINUM VERSUS STEEL



720 BAR OIL INJECTION CAUSED BY DAMAGED HOSE



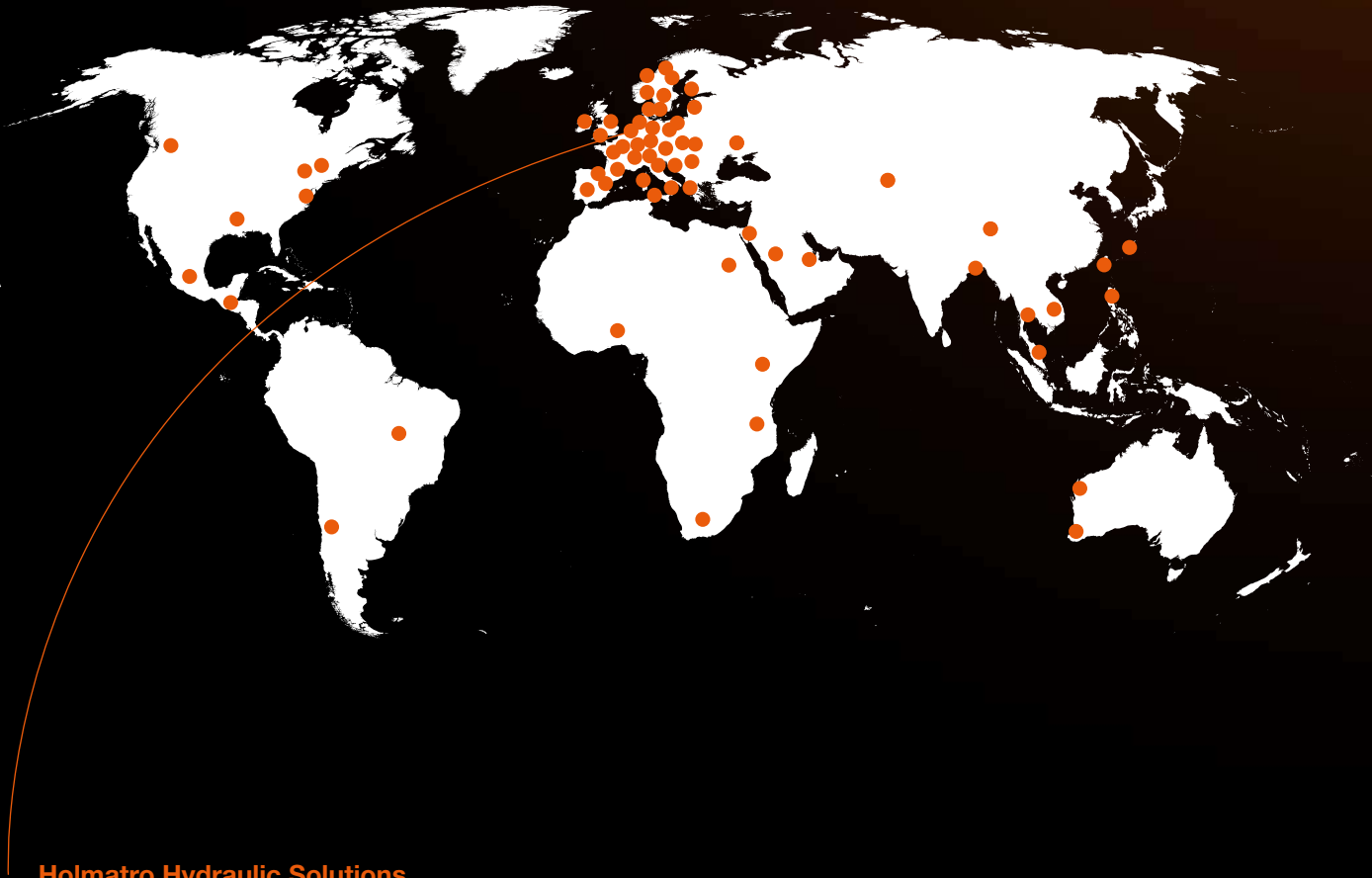
**DOWNLOAD OUR
FREE SAFETY GUIDES,
USER TIPS AND MORE**

HOLMATRO OFFICE AND PARTNERS

Thanks to our worldwide sales and service network there's always a Holmatro representative nearby, ready to assist you!

Find your nearest
Holmatro representative on
holmatro.com

All over the world



Holmatro Hydraulic Solutions

Lissenveld 30
4940 AB Raamsdonksveer,
Netherlands

T +31 (0) 162 751 500
holmatro.com

Disclaimer - While this document has been prepared with due care, it may contain errors or omissions. Holmatro B.V. and its affiliated companies (hereafter: Holmatro) cannot be held liable in any way for the consequences of activities undertaken based on this printed matter. If you have any doubts about the correctness or completeness of the information, please feel free to contact Holmatro (phone number: +31 (0)162-751500. Nothing from this printed matter can be copied and/ or made public in any way without the explicit authorization of Holmatro.

POWERING INNOVATION

holmatro.com



Holmatro Hydraulic Solutions



Holmatro Hydraulic Solutions



hydraulicsolutions@holmatro.com



+31 (0) 162 751 500

ISO 9001
ISO 14001
ISO 45001

BUREAU VERITAS
Certification

